

COLORADO BASKETBALL

2007-08

vs. **Texas Tech Red Raiders**
(13-11, 4-6 Big 12)



Wednesday, Feb. 20, 7 p.m. (mst.)
Arena: Coors Events Center (11,064)
Television: FSN Rocky Mountain
Announcers: Mark Johnson, Ceal Barry
Radio: KKZN 760: Mike Rice,
 Charles Johnson

COLORADO BASKETBALL (10-14, 2-8 BIG 12)

| Date | Opponent | Result/Time |
|--------------|---|-------------|
| Fri. Nov. 9 | NEW MEXICO | L, 47-54 |
| Thr. Nov. 15 | ^vs. Florida A&M | W, 83-59 |
| Fri. Nov. 16 | ^vs. Savannah State | W, 58-43 |
| Sat. Nov. 17 | ^at Wisconsin (Big Ten Network) | L, 52-78 |
| Tue. Nov. 20 | COLORADO CHRISTIAN | W, 78-58 |
| Tue. Nov. 27 | at Denver (FSN RM) | W, 54-44 |
| Thu. Nov. 29 | at Air Force (The MTN) | W, 60-50 |
| Sun. Dec. 2 | #STANFORD (ESPNU) | L, 43-67 |
| Sat. Dec. 8 | at Wyoming (The MTN) | L, 64-73 |
| Wed. Dec. 12 | NEW ORLEANS (FSN RM) | L, 65-67 |
| Sat. Dec. 22 | at Colorado State (The MTN) | W, 73-70 |
| Sat. Dec. 29 | GRAMBLING STATE | W, 93-47 |
| Fri. Jan. 4 | SMU (FSN RM) | W, 63-52 |
| Mon. Jan. 7 | TULSA | L, 68-81 |
| Sat. Jan. 12 | *at 11/10 Texas A&M (ESPN Plus) | L, 69-86 |
| Tue. Jan. 15 | * NEBRASKA (FSN RM) | W, 55-51 |
| Sat. Jan. 19 | *at 19/19 Texas (ESPN Plus) | L, 67-69 |
| Wed. Jan. 23 | * KANSAS STATE (ESPNU) | L, 56-72 |
| Sat. Jan. 26 | * MISSOURI (ESPN Plus) | L, 62-66 |
| Tue. Jan. 29 | *at Iowa State (FSN RM) | L, 41-57 |
| Sat. Feb. 2 | *2/2 KANSAS (ABC) | L, 59-72 |
| Wed. Feb. 6 | *at Oklahoma State (FSN RM) | L, 63-64 |
| Sat. Feb. 9 | * OKLAHOMA (ESPNU) | W, 72-58 |
| Sat. Feb. 16 | **at 3/3 Kansas (ESPN Plus) | L, 45-69 |
| Wed. Feb. 20 | * TEXAS TECH (FSN RM) [Sirius 140] | 7 p.m. |
| Sat. Feb. 23 | **at Missouri [Sirius Channel 121] | 6 p.m. |
| Wed. Feb. 27 | * BAYLOR (FSN RM) [Sirius Channel 161] | 7:30 p.m. |
| Sat. Mar. 1 | * IOWA STATE (ESPN Classic) | 4 p.m. |
| Tue. Mar. 4 | *at Kansas State (ESPN Plus) | 7 p.m. |
| Sun. Mar. 9 | *at Nebraska (FSN RM) | 1 p.m. |
| Mar. 13-16 | Phillips 66 Big 12 Championship (Kansas City, Mo.) | TBA |

All Home Games In **BOLD CAPS**; *-Big 12 Conference Game
 #-Big 12/Pac-10 Hardwood Series; ^-America's Youth Classic
 ** - Sirius Radio, Home Broadcast

SPORTS INFORMATION

MBB Contact Andrew R. Green
 Office/Fax 303.492.5626/3811
 Email andrew.green@colorado.edu
 Cell 720/470.9780
 Press Row Phone 303.492-1552 or 4381
 Athletic Reception 303.492.7931
 Men's Basketball Office 303.492.6877
 CECC Media Work Room 303.492.0713 or 0710

FOR STARTERS (individual): For the first time in school history five players have at least 20 made 3-pointers in a season: Marcus Hall (40), Richard Roby (35), Cory Higgins (22), Levi Knutson (22) and Xavier Silas (20) • Three players have started every game so far (Roby, Hall, Higgins) with 24 starts. If all three continue the trend, it will be the first time since 1984-85 that three players started the entire season. Roby is the last freshman to start every game in a season (30, 2004-05) • Hall's consecutive playing streak ended at 163:58 dating back to the Iowa State game on Jan. 29. It's his second consecutive streak of 160 minutes. Hall played 161 consecutive minutes from Nov. 29-Dec. 22 • Roby is 25 points from third place (1851) on CU's all-time scoring list (Shaun Vandiver, 1876 pts., 1989-91); Hall ranks 22nd overall (1,042) • Roby ranks first all-time with 108 career starts • Dwight Thorne has started the last four games (4.0 ppg.) • Higgins has led CU in assists seven times and rebounding four times • Hall has a career-best 96 rebounds, 44 steals, 40 3-pointers in a single-season • Coach Bzdelik is 1-0 all-time against the Red Raiders • Hall ranks first in conference-only FG percentage (.561).

FOR STARTERS (team): CU has won the last two meetings with Texas Tech at the Coors Events Center. The Buffaloes are 4-1 in games played against the Red Raiders in Boulder since 1996-97 • In their two Big 12 wins, CU has shot .481 percent from the field, .745 from the FT line and outscored opponent 63.5-to-54.5 • In CU's 10 wins they have shot .505 from the field, .716 at the FT line, out-

TEAM AVERAGES

| | CU | TTU |
|----------------------|------|------|
| Points | 62.1 | 69.6 |
| Points Allowed | 62.8 | 65.2 |
| Scoring Margin | -0.7 | +4.4 |
| Field Goals | 21.8 | 23.7 |
| Field Goal Att. | 48.6 | 50.8 |
| Field Goal Pct. | .449 | .466 |
| 3-pt Field Goals | 6.2 | 4.8 |
| 3-pt Field Goal Att. | 17.4 | 17.4 |
| 3-pt Field Goal Pct. | .355 | .376 |
| Free Throws | 12.3 | 17.5 |
| Free Throw Att. | 17.6 | 24.5 |
| Free Throw Pct. | .695 | .713 |
| Offensive Rebounds | 8.3 | 8.1 |
| Defensive Rebounds | 20.9 | 22.4 |
| Total Rebounds | 29.2 | 30.5 |
| Rebounding Margin | -2.9 | -2.7 |
| Fouls | 17.1 | 18.5 |
| Assists | 13.3 | 12.8 |
| Turnovers | 13.6 | 15.0 |
| Blocks | 4.2 | 2.5 |
| Steals | 6.3 | 6.7 |

rebounded the opponent 31.8-to-28.7, and are outscoring the opposition 68-9-to-53-2 • The Buffs have surpassed last year's win total of seven with 10 wins this season • CU's 72 points scored in home win over Oklahoma was their most points in Big 12 play this year. CU shot 60.6 percent from the field, their second time over 60 percent in Big 12 play (61.7% at Texas A&M) • CU ranks second in conference-only defense (66.4).

CU vs. TTU: Colorado leads the all-time series against the Red Raiders, 16-10, including four of the last five in Boulder. The Buffs have won two straight at the Coors Events Center, while the Red Raiders have won the last two in the series (in Lubbock and Oklahoma City).

PROBABLE STARTERS

COLORADO

| Pos/No | Name | Ht | Yr | Hometown | PPG | RPG | APG |
|--------|----------------------|-----|-----|------------------------|------|-----|------|
| G 1 | Marcus Hall | 6-2 | Sr. | Houston, Texas | 13.0 | 4.0 | 3.7 |
| G 11 | Cory Higgins | 6-5 | Fr. | Danville, Calif. | 8.4 | 4.1 | 2.4 |
| G 12 | Dwight Thorne II | 6-3 | So. | Arlington, Texas | 3.2 | 1.3 | 1.1 |
| G 23 | Richard Roby | 6-6 | Sr. | San Bernardino, Calif. | 16.5 | 6.3 | 2.1 |
| F 32 | Marcus King-Stockton | 6-9 | Sr. | Denver, Colo. | 2.4 | 3.2 | ^1.2 |

^ blocked shots

TEXAS TECH

| Pos/No | Name | Ht | Yr | Hometown | PPG | RPG | APG |
|--------|-----------------|------|-----|----------------|------|-----|-----|
| G 3 | Martin Zeno | 6-5 | Sr. | Sulphur, La. | 16.1 | 4.6 | 2.7 |
| G 21 | John Roberson | 5-11 | Fr. | Plano, Texas | 12.2 | 2.7 | 3.6 |
| G 20 | Alan Voskuil | 6-3 | Jr. | Bedford, Texas | 12.8 | 3.9 | 1.3 |
| F 32 | Mike Singletary | 6-5 | Fr. | Humble, Texas | 8.1 | 3.4 | 1.1 |
| C 41 | Damir Suljagic | 6-8 | Jr. | Tucson, Ariz. | 4.8 | 3.8 | 0.7 |

SCHOOL INFORMATION

Location Boulder, Colo.
 Population 103,216
 Founded/Enrollment 1876/28,942
 Colors Silver, Black, Gold
 Nickname Buffaloes (Buffs)
 Mascot Ralphie IV, the Buffalo
 Arena Coors Events/Conference Center (11,064)
 Elevation 5,345
 NCAA Affiliation/Conference Division I/Big 12
 President Hank Brown (Colorado '61)
 Chancellor .. G. P. Bud Peterson (Kansas St. '75)
 Vice Chancellor Student Affairs Ron Stump
 (Northern Michigan '69)
 Provost Phil DiStefano (Ohio State '68)
 Faculty Representative David Clough
 (Case Institute of Technology '68)
 Director of Athletics Mike Bohn (Kansas '83)
 Web Site www.CUBuffs.com
 Big 12 web page www.Big12sports.com
 Athletic Department 303/492-7931
 Ticket Office 303/492-8337

HISTORY

First Year of Basketball 1901-02
 All-Time Record 1,102-1,067 (.508)
 2,169 games
 NCAA Berths 10
 (Won:9, Lost: 12; two 3rd place finishes '42, '55)
 Last Appearance, Result 2002-03
 (lost to Michigan State in 1st round)
 NCAA Appearances 2003, 1997, 1969,
 1963, 1962, 1955, 1954, 1946, 1942, 1940
 NIT Berths 8
 (Won 8, Lost 7; won NIT in 1940, runner up '38)
 Last NIT Appearance/Result 2005-06
 (lost to Old Dominion in 1st round)
 Last Conference Title 1968-69 (Big 8)
 - won conference title 8 times, four prior to 1950
 - Big 8 (1962, 1963, 1969); Big 7 (1955)
 Mtn. State Conference titles4 ('38, '39, '40, '42)

BASKETBALL INFORMATION

Head Coach Jeff Bzdalik (Illinois-Chicago '76)
 Record, Years at School 10-13/1st year
 Career/Years 85-61 (.582)/5th year
 Best Time to Contact through SID office
 Assistant Coaches
 Steve McClain (Chadron State College '84)
 Derrick Clark (California-Lutheran '95)
 Charles Baker (Eastern Kentucky '90)
 Director of Operations Jody Bailey (Louisville '95)
 Administrative Asst. Kristen Sherrie (Fort Lewis 2004)
 Athletic Trainer Melissa Schau (Tulsa 2004)

TEAM INFORMATION

2006-07 Overall Record..... 7-20
 Home: 6-9; Away: 1-10; Neutral: 0-1
 Conference Record/Finish 3-13/12th
 Big 12 Tournament 0-1 (lost to Texas Tech, 81-71)
 Starters Returning (4) Marcus King-Stockton,
 Richard Roby, Xavier Silas, Jermyl Jackson-Wilson
 Starters Lost (1) Dominique Coleman
 Letterwinners Returning/Lost 7/6
 Newcomers 8
 Transfers 2
 Seniors 3 (Hall, King-Stockton, Roby)
 Juniors 1 (Jackson-Wilson)
 Sophomores4 (Beckley, Silas, Thorne II, Williams)
 Sophomore Transfers 2 (Crawford, Wright)
 Freshmen5 (Higgins, Knutson, Patterson, Coney, Zehnder)

GAME BESTS: COLORADO vs. TEXAS TECH (SINCE 1996-97)

Colorado

Most Points: 29, three times, most recent, Richard Roby, Feb. 2, 2005 at Lubbock
 Most Rebounds: 19, Charlie Melvin, Feb. 11, 1998 at Boulder
 Assists: 7, Jose Winston, Jan. 20, 2001 at Lubbock
 Steals: 5, Kenny Price, Feb. 24, 1999 at Lubbock
 Blocks: 7, David Harrison, Feb. 18, 2004 at Boulder
 3-Pointers: 7, Richard Roby, Feb. 2, 2005 at Lubbock

Texas Tech

Most Points: 33, Andre Emmett, Feb. 16, 2002 at Boulder
 Most Rebounds: 18, Devonne Giles, Feb. 18, 2004 at Boulder
 Assists: 9, Jamal Brown, Jan. 20, 2001 — at Lubbock
 Steals: 4, James Ware, Mar. 4, 2000 at Boulder
 Blocks: 3, three times, most recent, Darryl Dora, Feb. 11, 2006 at Boulder
 3-Pointers: 5, twice, most recent, Rayford Young, Mar. 4, 2000 at Boulder

LAST GAME REVIEW: Marcus Hall scored a game-high 15 points and Cory Higgins added nine, however the Jayhawks took control in the first half, shooting 50 percent from the field taking a 69-45 victory at Allen Fieldhouse. Mario Chalmers had 13 points in the Jayhawks' 25th straight win at home over the Buffaloes. The Jayhawks (24-2, 9-2) solidified their slim lead in the Big 12 by scoring 23 points off turnovers and outrebounding the visitors 38-24.

BIG 12 TOP-10: A number of CU players are ranked among the Big 12 elite players in various categories from all games played and conference-only.

All Games

| | | | |
|-------------------------|---------------|--------|-----------|
| Scoring | Roby | 4th | 16.5 ppg. |
| | Hall | 19th | 13.0 ppg. |
| Rebounding | Roby | 12th | 6.3 |
| FG% | Roby | 6th | .489 |
| Assists | Hall | 6th | 3.71 |
| Steals | Hall | 7th | 1.83 |
| | Higgins | 14th | 1.33 |
| FT % | Roby | 7th | .772 |
| 3-pt. Made | Hall | t-12th | 1.67 |
| Blocks | King-Stockton | 9th | 1.18 |
| | Roby | 15th | 1.00 |
| Def-Reb. | Roby | 9th | 4.42 |
| Asst.-Turn Ratio | Hall | 9th | 1.59 |

Big 12-Only Games

| | | | |
|-------------------------|---------------|-------|-----------|
| Scoring | Roby | t-5th | 16.2 ppg. |
| | Hall | 16th | 13.1 ppg. |
| Rebounding | Roby | 10th | 6.6 |
| FG % | Hall | 1st | .561 |
| | Roby | 6th | .495 |
| Assists | Hall | 6th | 3.30 |
| FT % | Higgins | 6th | .800 |
| | Silas | 9th | .806 |
| Steals | Higgins | 9th | 1.50 |
| 3-Pt. Made | Hall | 14th | 1.60 |
| Blocks | King-Stockton | 5th | 1.50 |
| | Roby | 7th | 1.20 |
| Asst.-Turn Ratio | Hall | 7th | 1.43 |
| Def. Rebounds | Roby | 8th | 5.20 |

TEAM HIGHS vs. TEXAS TECH

(since 1996-97)

Points: 91 (at CU, 2/11/98), 90 (at TTU, 2/2/05), 88 (at TTU, 1/20/01).
Rebounds: 62 (at CU, 2/11/98), 57 (at TTU, 1/29/03), 51 (at CU, 2/11/06).
Assists: 23 (at TTU, 1/20/01), 19 (at CU, 3/4/00), 17 (at CU, 2/11/98).
Steals: 15 (at CU, 3/4/00), 12 (at TTU, 1/20/01), 10 (at TTU, 2/24/99).
Blocks: 11 (at CU, 2/11/06), 9 (at CU, 2/18/04), 8 (at TTU, 1/11/97).
Turnovers: 20 (at TTU, 2/17/07), 19 (at CU, 2/11/06), 17 (3/8/07 at OKC).
Field Goals Made: 37 (at TTU, 1/20/01), 33 (at TTU, 2/2/05; at CU, 2/18/04).
Field Goals Attempts: 82 (at CU, 2/11/98), 77 (at CU, 3/4/00), 74 (at CU, 2/16/02).
Best FG Percentage: .596 (at TTU, 2/17/07), .587 (at TTU, 1/20/01), 50.9 (3/8/07).
Free Throws Made: 27 (at CU, 2/11/98), 21 (at CU, 2/11/06), 19 (at TTU, at 2/24/99).
Free Throws Attempts: 33, (at CU, 2/11/98), 26 (at CU, 2/11/06), 25 (at TTU, 2/24/99).
Best FT Percentage: .867 (at CU, 2/18/04), .818 (at CU, 2/11/98), .808 (at CU, 2/11/06).
3-Point FGs Made: 12 (at TTU, 2/2/05), 11 (3/12/04), 10 (at CU, 3/4/00).
3-Point FGs Attempted: 30 (at TTU, 2/2/05), 23 (at CU, 2/11/06), 22 (at CU, 3/4/00).
3-Point FGs Attempted: .615 (at TTU, 1/11/97), .524 (3/12/04), .467 (at TTU, 2/17/07).

SEASONED VETERAN: Aside from Hall and Roby dominating the headlines freshman Cory Higgins looks to have a bright future in black and gold. In his 10 Big 12 games, Higgins ranks third in scoring 9.7 ppg., second in rebounding at 4.8 rpg., first from the free throw line (.806) and in steals (15) and third in treys (25).

HALL PASS: Senior Marcus Hall is making the most of his final season leading the team in assists with 89 (3.7 avg.). With 384 assists, Hall is 22 from the top-five in school history passing the great Donnie Boyce (405,

G #1 Marcus Hall **PTS REB AST ST MIN**
6-2, 185, Sr.-3L, Houston, Texas 13.0 4.0 3.7 1.8 36.9
 23 starts • Season-high 28 pts., 11 FGs vs. Mizzou • Nine pts., nine rebounds at Iowa State • Career-best 10 rebounds, eight steals vs. Tulsa; also had nine assists • Leads team in assists 14 times; scoring nine times • Scored double-digits 18 of 24 games • 26th player in CU history to score 1,000 points (1,042) • Ranks 6th all-time in career assists (384) • Played 40 minutes, six times this season.

G #11 Cory Higgins **PTS REB AST ST MIN**
6-5, 175, Fr.-HS, Danville, Calif. 8.4 4.1 2.4 1.3 32.8
 24 starts • Season-best five steals at Iowa State • Career-best eight rebounds (defensive) at Texas; seven def. boards in home win over OU • Big 12 games: 9.7 ppg., 4.8 rpg., 2.4 apg., 12 3-pointers • 11 games over 10 points • 22 treys • Season-best 15 points at Texas A&M and Grambling State • Seven assists at Colorado State • Season-best 39 minutes played vs. OU & KU.

G #12 Dwight Thorne II **PTS REB AST ST MIN**
6-3, 180, Soph.-1L, Arlington, Texas 3.2 1.3 1.0 0.2 14.8
 21 games/4 starts • Career-best two 3-pointers helping CU make a first-half high seven treys at Texas • Career-best 13 points, six rebounds, five assists against Colo. Christian • 16-of-18 at FT line.

G #23 Richard Roby **PTS REB AST ST MIN**
6-6, 200, Sr.-3L, San Bernardino, Calif. 16.5 6.3 2.1 1.0 33.5
 24 starts • Four double-doubles (nine career); CU is 7-2 when he achieves a double • Season-best 27 points, three times • Netted 20+ pts. eight times (38 career) • 99 of 111 career games in double-digits • School record holder with 108 career starts • Fourth place in CU all-time scoring (1,851) • All-time chart listing on page 4 • Has 23 blocks, 23 steals; shooting .489 from the field.

F #32 Marcus King-Stockton **PTS REB BL AST MIN**
6-9, 245, Sr.-3L, Denver, Colo. 2.4 3.2 1.3 0.6 16.1
 22 games/10 starts • Started all 10 Big 12 games: 20.2 minutes, 2.7 ppg., 3.1 rpg. with 15 blocks • Ranks 8th all-time at CU in blocked shots (90) • Season-high six points against New Orleans; seven boards twice this season • Career-best three steals vs. Nebraska • 1st in blocks (28) • His 28 blocks are four off from tying season-best, set last season.

COLORADO RESERVES

G #14 Javon Coney **PTS REB AST ST MIN**
6-4, 205, Fr.-HS, Chicago, Ill. 0.3 0.1 - - 3.1
 Seven games played • Non-scholarship student-athlete • Scored two pts. against Grambling.

C #21 Caleb Patterson **PTS REB BL ST MIN**
6-11, 225, Fr.-HS, Ringwood, Okla. 1.4 1.5 0.5 0.1 8.6
 13 games/one start • Season-best seven points and five rebounds (Colorado Christian) • 22 minutes against CCU, 19 against Stanford • Six blocks on season • Two blocks vs. Stanford.

G #13 Xavier Silas **PTS REB AST ST MIN**
6-5, 195, Soph.-1L Austin, Texas 9.7 3.1 1.6 0.8 29.6
 22 games/19 starts • Nine games 10 or more points • Big 12 totals: 8.3 ppg., 3.6 rpg.; 4-of-20 from 3-pt. arc • Career-best nine rebounds against Nebraska • Career-best two blocks at Okla. State.

G #24 Levi Knutson **PTS REB AST ST MIN**
6-4, 190, Fr.-HS, Littleton, Colo. 4.8 1.3 1.1 0.1 16.9
 24 games played w/ one start • Scoring double-digits five times • Big 12 best eight points vs. Oklahoma and Nebraska, both wins • 22 treys, tied for fourth on team • 16-of-20 FT (.800).

G #25 Andrew Zehnder **PTS REB AST ST MIN**
6-3, 180, Fr.-HS, Arvada, Colo. 1.3 0.0 - - 2.8
 Four games • Non-scholarship student-athlete • Five points vs. Grambling w/ one trey.

F #31 Jermyl Jackson-Wilson **PTS REB AST BLK MIN**
6-6, 220, Jr.-1L, Milwaukee, Wis. 4.4 4.1 0.9 0.9 18.1
 Started 13 of 24 games • Nine points, five rebounds at Iowa State in 23 minutes • Season-best 11 points vs. Florida A&M; season-high 13 rebounds against Savannah State • Tied career-high with five assists against Savannah State • Season-high three blocks at Air Force • Second in blocks (23).

F #44 Trent Beckley **PTS REB AST ST MIN**
6-10, 230 Soph.-1L, Vail, Colo. 0.3 0.3 - - 3.2
 Non-scholarship student-athlete • Six games (OU, at ISU, Mizzou, NU, Colo. Christian, Grambling).

24-GAME BREAKDOWN: Here's a look at CU at home, on the road and on the neutral court.

| | 12 Home Games | 10 Away Games | 2 Neutral Games |
|----------------------|---------------|---------------|-----------------|
| Points | 63.4 | 58.8 | 70.5 |
| Points Allowed | 62.1 | 66.0 | 51.0 |
| Scoring Margin | +1.3 | -7.2 | +19.5 |
| Field Goal Pct. | .441 | .442 | .545 |
| 3-pt Field Goals | 6.2 | 5.9 | 7.5 |
| 3-pt Field Goal Pct. | .370 | .328 | .405 |
| Free Throw Pct. | .688 | .705 | .698 |
| Offensive Rebounds | 9.0 | 8.0 | 6.0 |
| Defensive Rebounds | 21.9 | 19.2 | 23.0 |
| Total Rebounds | 30.9 | 27.2 | 29.0 |
| Rebounding Margin | -1.7 | -4.3 | -3.0 |
| Assists | 13.8 | 12.2 | 16.0 |
| Turnovers | 13.2 | 13.5 | 17.0 |
| Blocks | 4.5 | 3.8 | 4.0 |
| Steals | 6.4 | 5.9 | 7.5 |

1991-95). Hall also has a career-best 44 steals and 40 3-pointers.

TRENDS AFTER 24 GAMES

| | In Wins (10) | In Losses (14) |
|-----------------|--------------|----------------|
| PPG. | 68.9 | 57.2 |
| FG % | 50.5% | 41.0% |
| 3-pt. FG % | 38.3% | 33.5% |
| FG made | 24.3 | 20.0 |
| FT% | 71.6% | 67.8% |
| Turnovers | 13.4 | 13.8 |
| Assist/TO Ratio | +1.5 | -1.5 |
| Off. Rebounds | 8.5 | 8.2 |
| Def. Rebounds | 23.3 | 19.1 |
| Steals | 7.8 | 5.2 |
| Blocks | 4.4 | 4.0 |

In 10 wins: Roby: 17.0 ppg., 6.7 rpg.; Hall: 14.4 ppg., 3.1 rpg., 3.4 apg.; Silas 10.7 ppg., 3.9 rpg.

4th ALL-TIME & CLIMBING: Richard Roby keeps moving up on the school scoring list with 1,851 points. He has eight, 20-point scoring efforts and stands 26 points from passing Shaun Vandiver. Vandiver played three years from 1989-91 scoring 1,876 points in 91 games (20.6 ppg.).

1. Donnie Boyce 1,995 18.8 1991-95
2. Cliff Meely 1,940 24.3 1969-71
3. Shaun Vandiver 1,876 20.6 1989-91
4. Richard Roby 1,851 16.7 20004-pre.

HALL or ROBY: Through 24 games, Richard Roby and Marcus Hall have led the majority of games in scoring. Roby has led 13 times (one shared), Hall nine times (one shared). Cory Higgins has done it in back-to-back games (at Texas A&M, Nebraska). Xavier Silas (24 pts. vs. Florida A&M) has performed it once. In his

13 games, Roby averages 20.4 ppg., while Hall is 15.8 ppg.

BUFFALO GOLD: CU has worn the gold uniforms five times this season are 1-4. They defeated Nebraska back on Jan. 15.

FT SHOOTING: In recent years, CU was not a very good free throw shooting team. This year, the Buffaloes are shooting almost 70 percent (.695), a feat only accomplished once in the last 12 years (2000-01, .715).

IRON MAN: Marcus Hall has six games this season playing all 40 minutes. Hall ranks second in the Big 12 Conference behind Martin Zeno of Texas Tech, who has eight 40-minute games (5 conference and 3 non-conference). Hall has three straight Big 12 games (KU, at OSU, OU) and three straight non-conference games (at Air Force, Stanford, at Wyoming).

CU AOW: Richard Roby has four honors during the 2007-08 season tying him for fourth all-time in single-year Athlete of the Week honors. Roby has 11 honors his career. Roby's 11 career honors moves him out of a tie with Shaun Vandiver for the most career honors for men's basketball players and into a tie for second place on the all-time list with current track and cross country standout Jenny Barringer. Adam Goucher, a former track and cross country standout holds the record with 14.

GOOD HANDS: CU men's basketball player **Jermyl Jackson-Wilson** was named one of 12 Big 12 Conference student-athletes to the 2007-08 Winter Sports Good Works Team. The Big 12 Conference selected a student-athlete for their recognition based upon significant community service, good academic standing and participation in a Big 12-sponsored sport. For the second year, the Big 12 has announced a 12-person Good Works Team for the fall (cross coun-

try, football, soccer, volleyball) and winter (basketball, gymnastics, swimming & diving, wrestling), and will release a squad in the spring (baseball, golf, softball, tennis, track & field).

BUFF BITS: Richard Roby's streak of 15 consecutive games of double figures came to an end at KU (his longest string of games during his four-year career) • Levi Knutson scored eight points off the bench vs. OU matching his Big 12 high set in home win over Nebraska • Cory Higgins had a season-best five steals, four in the first half at Iowa State. His five steals were a CU high in the 12-year conference history vs. the Cyclones • Roby's season-best 14 rebounds against Mizzou tied his output of 14 boards earlier this season against New Orleans; his 13 defensive vs. Missouri was a career-high • Richard Roby has tallied double-figures 21 of 24 games, Marcus Hall 18 of 24 games • Hall, Higgins and Roby have started every game (24) • Hall, Higgins, Knutson and Thorne II are the only players with more assists than turnovers • For the first time in school history, CU beat both Oklahoma and Nebraska at home in football AND basketball in the same year • Commissioners Honor Roll (3.0 or better): Freshman Levi Knutson (business), Redshirt sophomore Casey Crawford (political science).

CU DURING BIG 12 INCEPTION: After 24 games, CU not only has won more games this season than last, but their 3-point field goal percentage, free throw shooting and limiting their turnovers per game rank near the top over the last 12 years.

| Year | PPG | FG % | 3-Pt.% | FT% | To | W's |
|---------|-------------|-------------|-------------|-------------|-------------|-----------|
| 2007-08 | 62.1 | .449 | .355 | .695 | 13.6 | 10 |
| 2006-07 | 69.1 | .417 | .313 | .655 | 17.5 | 7 |
| 2005-06 | 76.8 | .434 | .342 | .646 | 14.0 | 20 |
| 2004-05 | 71.6 | .435 | .353 | .629 | 14.4 | 14 |
| 2003-04 | 74.2 | .464 | .372 | .621 | 14.6 | 18 |
| 2002-03 | 75.2 | .443 | .326 | .669 | 14.0 | 20 |
| 2001-02 | 79.7 | .453 | .357 | .677 | 17.0 | 15 |
| 2000-01 | 80.6 | .460 | .359 | .715 | 16.5 | 15 |
| 1999-00 | 75.2 | .426 | .339 | .686 | 14.3 | 18 |
| 1998-99 | 73.1 | .414 | .344 | .702 | 14.7 | 18 |
| 1997-98 | 71.4 | .404 | .346 | .688 | 14.3 | 13 |
| 1996-97 | 73.1 | .420 | .362 | .681 | 13.9 | 22 |

COLORADO RECORD BOOK: Seniors Richard Roby, Marcus Hall and Marcus King-Stockton are moving up on the charts in the all-time history book. Here's the latest entering today's game...

Richard Roby

| Category | Total | Rank | Needs... | ...To Pass |
|-----------------------------|-------|--------------------|----------|----------------|
| Games Started/Career | 108 | 1 st | - | current leader |
| 3-Point Attempts/Career | 580 | 3 rd | 91 | Stevie Wise |
| 3-Point Field Goals/Career | 202 | 3 rd | 13 | Stevie Wise |
| Minutes/Career | 3500 | 4 th | 29 | Donnie Boyce |
| Points Scored/Career | 1851 | 4 th | 26 | Shaun Vandiver |
| Career Field Goals Attempts | 1478 | 4 th | 43 | Emmett Lewis |
| Career Free Throws | 379 | 4 th | 62 | Cliff Meely |
| Career FT Attempts | 511 | 5 th | 70 | Ken Charlton |
| Steals/Career | 166 | 5 th | 14 | Stevie Wise |
| Career FGs Made | 635 | 5 th | 59 | Emmett Lewis |
| Blocked Shots/Career | 85 | t-10 th | 4 | Chris Copeland |
| Assists/Career | 242 | t-14 th | 2 | Reggie Morton |
| Rebounds/Career | 596 | 16 th | 27 | Randy Downs |
| Games Played/Career | 111 | t-15 th | 2 | Marcus Hall |
| Double-Doubles/Career | 9 | t-23 th | 2 | |
| Career FT % (out of top-10) | .742 | | | |

Marcus Hall

| Category | Total | Rank | Needs... | ...To Pass |
|----------------------------|-------|--------------------|----------|------------------|
| 3-Point Field Goals/Career | 139 | 5 th | 64 | Richard Roby |
| 3-Point Attempts/Career | 393 | 6 th | 27 | Donnie Boyce |
| Assists/Career | 384 | 6 th | 22 | Donnie Boyce |
| Steals/Career | 126 | 8 th | 12 | Mike Reid |
| Minutes/Career | 2978 | 11 th | 36 | Michel Morandais |
| Games Played/Career | 112 | t-11 th | 1 | Randy Downs |
| Games Started/Career | 68 | t-16 th | 1 | Fred Edmonds |
| Points Scored/Career | 1042 | 22 nd | 43 | Larry Vaculik |

Marcus King-Stockton

| Category | Total | Rank | Needs... | ...To Pass |
|----------------------|-------|--------------------|----------|----------------|
| Blocked Shots/Career | 90 | t-7 th | 2 | Shaun Vandiver |
| Games Played/Career | 104 | t-24 th | 1 | Jacques Tuz |

FOUR IN A ROW? - Richard Roby will be looking to become only the third player in school history to lead the team in scoring four consecutive seasons. From 2004-05 (16.0 ppg.), 2005-06 (17.0) through last year (17.3), Roby has made it three straight. Here are the others:

| | | |
|----------------|------------------|------------|
| Donnie Boyce | 1991-95 | 4-straight |
| Shawn Vandiver | *1988-91 | 3-straight |
| Emmett Lewis | 1975-79 | 4-straight |
| Cliff Meely | *1968-71 | 3-straight |
| Pat Frink | ^1964-65, '66-68 | |
| | (3 of 4 years) | |

* - Played only three years

^ - did not play 1965-66 season

3-POINT STREAK: Dating back to the 2001-02 season, CU has made a 3-pointer in 187 consecutive games. Last time they failed to make at least one trey was Jan. 16, 2002 against Iowa State in Boulder. The Buffs won 63-61.

REDSHIRT YEAR: Sophomore forward Jeremy Williams will be redshirted this season and will return next year with three full years of eligibility. He was academically ineligible for the fall semester. Williams averaged 7.7 points and 4.6 rpg. last season with 18 starts.

FUN 'n SUN: For the next two seasons the Buffaloes will be making multiple trips to the Hawaiian Islands. Next season, CU will be making their first-ever trip to the Rainbow Classic in Honolulu. In 2009-10, CU will play in the Maui Invitational. Hosted by Division II college Chaminade, and sponsored by EA Sports, the Buffaloes will be one of eight schools participating in the 26th edition of the tournament. Joining CU two years from now will be Arizona, Gonzaga, Louisville, Maryland, Vanderbilt, and Wisconsin.

CU IN THE PRO WORLD: There is a number of CU basketball members with ties to the professional ranks. From head coach Jeff Bzdelik to the five student-athletes.

Coach Bzdelik: Head Coach of the Denver Nuggets (2002-05);

Casey Crawford: father, Steve played with the Boston Red Sox;

Cory Higgins: father, Rod played in the NBA from 1982-95, currently the general manager of the Charlotte Bobcats;

Richard Roby: half-brother of Kenyon Martin (Denver Nuggets);

Xavier Silas: father, James, played professionally for 10 years, eight years with the San Antonio Spurs;

Dwight Thorne II: cousin, Acie Law IV played for the Texas A&M Aggies and great uncle, Ernie Banks played with the Cubs.

TEAM BITS: CU scored only 45 points at Kansas last Saturday, matching their fewest scored against KU at Allen Fieldhouse since Feb. 15, 1992 (82-45) • CU's 23 field goal attempts were the lowest this season for the Buffs. It is also the first time since the 1993 season that the Buffs have attempted less than 40 field goals, the previous time coming in a loss against Kansas (3/12/93). This ties the lowest field goals attempted came in a win of 62-69 over Nebraska on Jan. 21, 1981 • Against KU, the Buffaloes converted a season-high nine 3-pointers. The pervious mark was eight three other occasions • Since 1954-55, the Cyclones tied three others for fewest points scored in the first half against CU (15 points) • CU committed a season-low 10 turnovers at Texas A&M and Nebraska • CU shot a season-best 62 percent from the field at Texas A&M. It's the first time CU has shot over 60 percent since making .627 against Mercer in 2005-06, and .611 percent against a Big 12 foe since 2002-03 against Texas A&M. In the same game, the Buffs shot a school second-best from the field in the second half (.773) • CU's 16 rebounds at A&M were the fewest since grabbing 16 against Arkansas State, Mar. 21, 1991 (w, 81-75) • The Buffs played with only seven players against SMU and Tulsa • The Buffs victory at Moby Arena was CU's first in four years and it snapped Colorado State's 24-game home winning streak against non-conference opponents • CU shot a season-high 33 3-pointers at Wyoming, their most since attempting 34 at Nebraska (Feb. 22, 2006) • For the first time since the 1998-99 season, CU won back-to-back road games (at Denver, at Air Force) • The Buffs win at Air Force ended the Falcons' 38-game home winning streak against non-conference foes • DU's 44 points were the fewest allowed by a CU team since a 71-44 win over Tennessee State on Dec. 19, 2003 • CU won three straight games, twice for the first time since 2005-06 when they won nine and five straight games on two separate occasions.

ROSTER CHANGES: In the 2007-08 media guide, senior guard Richard Roby and freshman guard Cory Higgins are listed as #20 and #22, respectively. Both of those

numbers are retired (#20 Cliff Meely, 1968-71; #22 by Burdette Haldorson, 1952-55). Roby now wears #23 (the # worn he wore his freshman, sophomore, junior seasons); Higgins has selected #11.

NO NAME JERSEYS: For the first time in many years the 2007-08 Buffaloes will not have their last name on the back of their uniforms. It was an idea always discussed in recent years, but never followed through until head coach Jeff Bzdelik decided that the name on the front is more important than the one on the back.

MEDIA GUIDE CORRECTION: On page 59 of the 2007-08 CU media guide it states that Cory Higgins' father, Rod is the general manager of the Golden State Warriors. In fact, he's the GM with the Charlotte Bobcats.

NATIONAL LETTER OF INTENTS: Head coach Jeff Bzdelik announced the signing of five student-athletes for the 2008-09 season during the NCAA early signing period. They are **Javonte Clanton, Austin Dufault, Trey Eckloff, Nate Tomlinson and Toby Veal.**

"I couldn't be more pleased with the signing of these five young men," Bzdelik said. "All of them will have a major impact on the future of Colorado Basketball. This is a class filled with quality and depth."

NUMERICAL ROSTER

| <u>No.</u> | <u>Player</u> | <u>Pos.</u> | <u>Ht.</u> | <u>Wt.</u> | <u>Cl.</u> | <u>Exp</u> | <u>Hometown (High School/Previous College)</u> |
|------------|------------------------|-------------|------------|------------|------------|------------|---|
| 1 | HALL, Marcus | G | 6-2 | 185 | Sr. | 3L | Houston, Texas (Jersey Village HS) |
| *3 | WRIGHT, Kyle | G | 6-5 | 195 | So.-RS | TR | Hartford, Conn. (Brewster Academy [Wolfeboro, N.H.]/Stony Brook) |
| ^5 | WILLIAMS, Jeremy | F | 6-7 | 220 | So. | 1L | Memphis, Tenn. (Hamilton HS) |
| 11 | HIGGINS, Cory | G | 6-5 | 175 | Fr. | HS | Danville, Calif. (Monte Vista HS/The Pendleton School [Bradenton, Fla.] |
| 12 | THORNE II, Dwight | G | 6-3 | 180 | So. | 1L | Arlington, Texas (Martin HS) |
| 13 | SILAS, Xavier | G | 6-5 | 190 | So. | 1L | Austin, Texas (Stephen F. Austin HS/Brewster Academy [Wolfeboro, N.H.] |
| 14 | CONEY, Javon | G | 6-4 | 205 | Fr. | HS | Chicago, Ill. (Latin HS) |
| 21 | PATTERSON, Caleb | C | 6-11 | 225 | Fr. | HS | Ringwood, Okla. (Ringwood HS) |
| 23 | ROBY, Richard | G | 6-6 | 200 | Sr. | 3L | San Bernardino, Calif. (Lawrence Academy [Groton, Mass]) |
| 24 | KNUTSON, Levi | G | 6-4 | 190 | Fr. | HS | Littleton, Colo. (Arapahoe HS) |
| 25 | ZEHNDER, Andrew | G | 6-3 | 180 | Fr. | HS | Arvada, Colo. (Standley Lake HS) |
| 31 | JACKSON-WILSON, Jermyl | F | 6-6 | 220 | Jr.-RS | 1L | Milwaukee, Wis. (Fork Union Military Academy [Va.]/Rufus King/Ohio State) |
| 32 | KING-STOCKTON, Marcus | F | 6-9 | 245 | Sr. | 3L | Denver, Colo. (Colorado Academy) |
| *34 | CRAWFORD, Casey | F | 6-9 | 230 | So.-RS | TR | Overland Park, Kan. (Blue Valley North HS/Wake Forest) |
| 44 | BECKLEY, Trent | F | 6-10 | 230 | So. | 1L | Vail, Colo. (Battle Mountain HS) |

^ - academically ineligible for the Fall 2007 semester; will redshirt 2007-08 season, has three years of eligibility remaining

* - Transfer, must sit out 2007-08 season; has three years of eligibility remaining

Head Coach: Jeff Bzdelik (Illinois-Chicago '76)

Assistant Coach: Steve McClain (Chadron State College '84)

Assistant Coach: Derrick Clark (California-Lutheran '95)

Assistant Coach: Charles Baker (Eastern Kentucky '90)

Director of Basketball Operations: Jody Bailey (Louisville '95)

2007-08 STARTING LINEUPS

| <u>Games</u> | <u>G</u> | <u>C</u> | <u>G</u> | <u>G</u> | <u>F</u> | <u>W-L</u> |
|--------------------|----------|----------|----------|----------|----------------|------------|
| NEW MEXICO | Hall | Higgins | Roby | Silas | Jackson-Wilson | 0-1 |
| vs. Florida A&M | Hall | Higgins | Roby | Silas | Jackson-Wilson | 1-1 |
| vs. Savannah State | Hall | Higgins | Roby | Silas | Jackson-Wilson | 2-1 |
| at Wisconsin | Hall | Higgins | Roby | Silas | Jackson-Wilson | 2-2 |
| COLO. CHRISTIAN | Hall | Higgins | Roby | Knutson | Patterson | 1-0 |
| at Denver | Hall | Higgins | Roby | Silas | Jackson-Wilson | 3-2 |
| at Air Force | Hall | Higgins | Roby | Silas | Jackson-Wilson | 4-2 |
| STANFORD | Hall | Higgins | Roby | Silas | Jackson-Wilson | 4-3 |
| at Wyoming | Hall | Higgins | Roby | Silas | Jackson-Wilson | 4-4 |
| NEW ORLEANS | Hall | Higgins | Roby | Silas | Jackson-Wilson | 4-5 |
| at Colorado State | Hall | Higgins | Roby | Silas | Jackson-Wilson | 5-5 |
| GRAMBLING STATE | Hall | Higgins | Roby | Silas | Jackson-Wilson | 6-5 |
| SMU | Hall | Higgins | Roby | Silas | Jackson-Wilson | 7-5 |
| TULSA | Hall | Higgins | Roby | Silas | Jackson-Wilson | 7-6 |
| at Texas A&M | Hall | Higgins | Roby | Silas | King-Stockton | 0-1 |
| NEBRASKA | Hall | Higgins | Roby | Silas | King-Stockton | 1-1 |
| at Texas | Hall | Higgins | Roby | Silas | King-Stockton | 1-2 |
| KANSAS STATE | Hall | Higgins | Roby | Silas | King-Stockton | 1-3 |
| MISSOURI | Hall | Higgins | Roby | Silas | King-Stockton | 1-4 |
| at Iowa State | Hall | Higgins | Roby | Silas | King-Stockton | 1-5 |
| KANSAS | Hall | Higgins | Roby | Thorne | King-Stockton | 0-1 |
| at Oklahoma State | Hall | Higgins | Roby | Thorne | King-Stockton | 0-2 |
| OKLAHOMA | Hall | Higgins | Roby | Thorne | King-Stockton | 1-2 |
| at Kansas | Hall | Higgins | Roby | Thorne | King-Stockton | 1-3 |

FTs WHEN IT COUNTS: Last season, Richard Roby was the coolest under pressure at the charity stripe making 84 percent of his shots with 2-5 minutes to play, and 75 percent under two minutes remaining. Here's a look at everyone on the 2007-08 team and their history.

| 2007-08 | 2-5 min. | Pct. | 0-2 min. | Pct. |
|-----------------------|-----------------|-------------|-----------------|-------------|
| Levi Knutson | - | - | 4-4 | 1.000 |
| Caleb Patterson | 1-2 | .500 | 1-1 | 1.000 |
| Marcus Hall | - | - | 25-31 | .807 |
| Xavier Silas | 7-10 | .700 | 7-8 | .875 |
| Richard Roby | 6-6 | 1.000 | 6-8 | .750 |
| Cory Higgins | 10-10 | 1.000 | 8-10 | .800 |
| Jermyl Jackson-Wilson | 3-4 | .750 | 1-3 | .333 |
| Dwight Thorne II | 2-2 | 1.000 | - | - |
| Marcus King-Stockton | 4-6 | .750 | 2-2 | 1.000 |
| | 33-40 | .825 | 54-67 | .806 |

| 2006-07 | 2-5 min. | Pct. | 0-2 min. | Pct. |
|-----------------------|-----------------|-------------|-----------------|-------------|
| Richard Roby | 21-25 | .840 | 3-4 | .750 |
| Xavier Silas | 9-12 | .750 | 6-10 | .600 |
| Jermyl Jackson-Wilson | 3-5 | .600 | 3-5 | .600 |
| Marcus King-Stockton | 1-3 | .333 | 1-2 | .500 |
| Jeremy Williams | 5-8 | .625 | 0-1 | .000 |
| Dwight Thorne II | 1-2 | .500 | - | - |

| 2005-06 | 2-5 min. | Pct. | 0-2 min. | Pct. |
|----------------------|-----------------|-------------|-----------------|-------------|
| Marcus Hall | 3-3 | 1.000 | 8-11 | .727 |
| Richard Roby | 10-16 | .625 | 9-22 | .409 |
| Marcus King-Stockton | 1-2 | .500 | 0-0 | .000 |

| 2004-05 | 2-5 min. | Pct. | 0-2 min. | Pct. |
|----------------------|-----------------|-------------|-----------------|-------------|
| Marcus Hall | 2-6 | .333 | 21-26 | .808 |
| Richard Roby | 13-18 | .722 | 13-16 | .813 |
| Marcus King-Stockton | 0-0 | .000 | 0-2 | .000 |

| 2003-04 | 2-5 min. | Pct. | 0-2 min. | Pct. |
|----------------|-----------------|-------------|-----------------|-------------|
| Marcus Hall | 6-13 | .462 | 3-12 | .250 |

10 mini-games: College basketball games can be viewed as a series of 10 mini-games, broken up by media timeouts.

Here, we break down the Buffaloes and their opponents from one timeout to the next:

| | <u>20-16</u> | <u>16-12</u> | <u>12-8</u> | <u>8-4</u> | <u>4-0</u> | <u>HALF</u> | <u>20-16</u> | <u>16-12</u> | <u>12-8</u> | <u>8-4</u> | <u>4-0</u> | <u>2nd</u> | <u>FINAL</u> |
|-----------------------|----------------|----------------|----------------|----------------|----------------|----------------|----------------|----------------|----------------|----------------|----------------|----------------|-----------------|
| NEW MEXICO | 8-11 | 2-5 | 5-5 | 4-5 | 0-4 | 19-30 | 7-4 | 2-4 | 3-5 | 9-6 | 7-5 | 28-24 | L, 47-54 |
| vs. Florida A&M | 14-5 | 7-1 | 9-13 | 8-4 | 4-8 | 42-31 | 8-5 | 7-5 | 6-2 | 7-8 | 13-8 | 41-28 | W, 83-59 |
| vs. Savannah State | 8-8 | 2-3 | 6-2 | 4-0 | 5-3 | 25-16 | 7-6 | 3-4 | 5-0 | 5-13 | 13-4 | 33-27 | W, 58-43 |
| at Wisconsin | 4-7 | 4-14 | 8-8 | 5-11 | 6-4 | 27-44 | 9-9 | 3-4 | 7-8 | 4-8 | 2-5 | 25-34 | L, 52-78 |
| COLO CHRISTIAN | 3-3 | 9-11 | 8-7 | 9-4 | 8-2 | 37-27 | 7-7 | 7-2 | 7-6 | 12-10 | 8-6 | 41-31 | W, 78-58 |
| at Denver | 6-7 | 5-4 | 3-1 | 7-3 | 4-2 | 25-17 | 2-3 | 6-7 | 7-5 | 0-3 | 14-9 | 29-27 | W, 54-44 |
| at Air Force | 8-3 | 5-4 | 4-7 | 5-4 | 2-4 | 24-19 | 5-6 | 8-5 | 6-4 | 5-3 | 12-13 | 36-31 | W, 60-50 |
| STANFORD | 5-8 | 4-3 | 6-7 | 8-5 | 5-2 | 22-25 | 2-9 | 7-5 | 5-11 | 5-11 | 2-6 | 21-42 | L, 43-67 |
| at Wyoming | 6-11 | 9-10 | 0-6 | 5-7 | 0-6 | 20-40 | 9-3 | 6-9 | 12-4 | 0-4 | 17-13 | 44-33 | L, 64-73 |
| NEW ORLEANS | 8-4 | 8-2 | 4-9 | 6-5 | 6-6 | 32-26 | 9-10 | 6-8 | 6-8 | 4-5 | 8-10 | 33-41 | L, 65-67 |
| at Colorado State | 6-2 | 10-5 | 4-13 | 9-3 | 12-10 | 41-33 | 5-11 | 11-8 | 2-6 | 8-6 | 6-6 | 32-37 | W, 73-70 |
| GRAMBLING ST. | 9-2 | 4-0 | 4-11 | 9-5 | 12-3 | 38-21 | 17-7 | 14-5 | 17-10 | 2-1 | 5-3 | 55-36 | W, 93-47 |
| SMU | 3-7 | 8-10 | 14-4 | 9-2 | 2-5 | 36-28 | 6-0 | 3-6 | 11-13 | 0-0 | 7-5 | 27-24 | W, 63-52 |
| TULSA | 8-7 | 6-6 | 12-11 | 8-7 | 8-7 | 42-38 | 5-8 | 6-13 | 4-9 | 5-6 | 6-7 | 26-43 | L, 68-81 |
| at Texas A&M | 7-13 | 8-8 | 4-12 | 12-5 | 6-4 | 27-42 | 8-6 | 7-13 | 12-8 | 5-7 | 10-10 | 42-44 | L, 69-86 |
| NEBRASKA | 7-6 | 3-7 | 3-5 | 7-2 | 5-2 | 25-22 | 5-7 | 8-5 | 3-4 | 7-3 | 7-10 | 30-29 | W, 55-51 |
| at Texas | 13-6 | 5-5 | 5-8 | 4-5 | 10-4 | 37-28 | 4-15 | 2-9 | 7-10 | 11-7 | 6-0 | 30-41 | L, 67-69 |
| KANSAS STATE | 13-16 | 0-2 | 1-9 | 8-4 | 4-3 | 26-34 | 5-3 | 2-8 | 8-8 | 8-11 | 7-8 | 30-38 | L, 56-72 |
| MISSOURI | 11-2 | 2-2 | 10-13 | 5-3 | 6-4 | 34-24 | 2-5 | 11-4 | 6-12 | 6-11 | 3-10 | 28-42 | L, 62-66 |
| at Iowa State | 10-4 | 2-4 | 0-4 | 6-3 | 4-0 | 22-15 | 3-12 | 5-5 | 3-10 | 6-6 | 2-9 | 19-42 | L, 41-57 |
| KANSAS | 10-6 | 2-3 | 11-9 | 2-8 | 5-4 | 30-30 | 0-8 | 9-8 | 9-8 | 3-12 | 8-6 | 29-42 | L, 59-72 |
| at Oklahoma St. | 3-3 | 3-3 | 2-8 | 2-6 | 6-5 | 16-25 | 12-4 | 4-7 | 4-5 | 7-7 | 20-16 | 47-39 | L, 63-64 |
| OKLAHOMA | 10-4 | 5-6 | 7-7 | 6-4 | 5-6 | 33-27 | 7-2 | 7-9 | 6-6 | 6-7 | 13-7 | 39-31 | W, 72-58 |
| at Kansas | 5-12 | 4-3 | 7-6 | 2-7 | 2-4 | 20-32 | 4-7 | 0-11 | 5-4 | 7-12 | 9-3 | 25-37 | L, 45-69 |
| Totals | 185-157 | 117-121 | 137-185 | 152-112 | 127-102 | 700-642 | 148-157 | 143-162 | 162-168 | 132-167 | 205-177 | 790-833 | |
| | 7.7-6.5 | 4.8-5.0 | 5.7-7.7 | 6.3-4.7 | 5.3-4.3 | 29.2 - 26.8 | 6.2-6.5 | 6.0-6.8 | 6.8-7.0 | 5.5-7.0 | 8.5-7.4 | 32.9-34.7 | 62.1-62.8 |

2007-08 GAME-BY-GAME & LEADERS

| | Overall | Home | Away | Neutral |
|----------------|---------|------|------|---------|
| All Games | 10-14 | 5-7 | 3-7 | 2-0 |
| Conference | 2-8 | 2-3 | 0-5 | - |
| Non-Conference | 8-6 | 3-4 | 3-2 | 2-0 |

| <u>DATE</u> | <u>OPPONENT</u> | <u>W/L</u> | <u>SCORE</u> | <u>ATT</u> | <u>HIGH SCORER</u> | <u>HIGH REB.</u> | <u>ASSISTS</u> | <u>BLOCKS</u> | <u>3-PTERS MADE</u> | <u>STEALS</u> |
|-------------|-------------------|------------|--------------|------------|--------------------|-------------------|----------------|-------------------------|---------------------|-------------------|
| Nov. 9 | NEW MEXICO | L | 47-54 | 8372 | Hall (11) | Hall (6) | Hall (4) | King-Stockton, Roby (2) | 4 w/ one | Higgins (3) |
| Nov. 15 | vs. Florida A&M | W | 83-59 | 17190 | Silas (24) | Roby (5) | Silas (5) | 4 players w/ 1 | Silas (3) | Hall (3) |
| Nov. 16 | vs. Savannah St. | W | 58-43 | 17190 | Roby (17) | JJW(13) | JJW (5) | King-Stockton (3) | Knutson (3) | Silas (3) |
| Nov. 17 | at Wisconsin | L | 52-78 | 17190 | Roby (20) | Hall (4) | Hall (5) | JJW (2) | Hall, Silas (2) | Higgins (3) |
| Nov. 20 | CO CHRISTIAN | W | 78-58 | 2491 | Hall(21) | Thorne (6) | Thorne (5) | 4 players w/ 1 | Hall (4) | Hall,Thorne (2) |
| Nov. 27 | at Denver | W | 54-44 | 5035 | Hall (18) | Roby (9) | Hall, Roby (3) | Hall, JJW (1) | Hall(2) | Hall (5) |
| Nov. 29 | at Air Force | W | 60-50 | 5606 | Roby (21) | JJW, Roby (7) | Higgins (5) | Jackson-Wilson (3) | Roby (3) | Hall, Roby (3) |
| Dec. 2 | STANFORD | L | 43-67 | 6175 | Hall (16) | Higgins (6) | Hall (4) | 3 players w/ 1 | Hall, Higgins (2) | Roby (1) |
| Dec. 8 | at Wyoming | L | 64-73 | 5572 | Hall (17) | Roby (7) | Hall (4) | Roby (2) | Knutson (3) | Roby (3) |
| Dec. 12 | NEW ORLEANS | L | 65-67 | 2972 | Roby (27) | Roby (14) | Roby (4) | King-Stockton (3) | Hall, Higgins (2) | Roby (2) |
| Dec. 22 | at Colorado State | W | 73-70 | 5377 | Roby (18) | Roby (10) | Higgins (7) | Jackson-Wilson (2) | Silas (4) | 3 players w/ 2 |
| Dec. 29 | GRAMBLING ST. | W | 93-47 | 2634 | Roby (25) | King-Stockton (7) | Higgins (6) | 3 players w/ 2 | Roby (2) | Higgins (3) |
| Jan. 4 | SMU | W | 63-52 | 4286 | Hall (16) | JJW (6) | Hall (6) | Roby (2) | Roby (3) | JJW (3) |
| Jan. 7 | TULSA | L | 68-81 | 2031 | Roby (27) | Hall (10) | Hall (9) | Hall, King-Stockton (1) | Roby (3) | Hall (8) |
| Jan. 12 | at Texas A&M | L | 69-86 | 12634 | Higgins (15) | Higgins (5) | Hall (6) | King-Stockton (3) | Higgins (2) | 4 players w/ 1 |
| Jan. 15 | NEBRASKA | W | 55-51 | 5773 | Higgins (13) | Roby (10) | Hall (4) | Roby (3) | Knutson (2) | King-Stockton (3) |
| Jan. 19 | at Texas | L | 67-69 | 16755 | Roby (18) | Higgins (8) | Higgins (3) | Roby (2) | 3 players w/ 2 | Higgins (1) |
| Jan. 23 | KANSAS STATE | L | 56-72 | 6992 | Roby (27) | Roby (9) | Hall (5) | JJW, Roby (2) | Higgins, Roby (2) | Hall (2) |
| Jan. 26 | MISSOURI | L | 62-66 | 5357 | Hall (28) | Roby (14) | 3 players w/3 | King-Stockton (2) | Hall (4) | Hall, Higgins (3) |
| Jan. 29 | at Iowa State | L | 51-57 | 11954 | Roby (13) | Hall (9) | 5 w/ 1 | King-Stockton (3) | Roby (2) | Higgins (5) |
| Feb. 1 | KANSAS | L | 59-72 | 10347 | Roby (22) | Roby (6) | Hall (5) | King-Stockton (2) | Roby (4) | Thorne (2) |
| Feb. 6 | at Oklahoma St. | L | 63-64 | 13039 | Roby (22) | Roby (7) | Hall, Roby (3) | Silas (2) | Roby (3) | 4 players w/ 1 |
| Feb. 9 | OKLAHOMA | W | 72-58 | 5206 | Hall, Roby (19) | Higgins (7) | Higgins (4) | JJW (2) | Hall (2) | Hall (3) |
| Feb. 16 | at Kansas | L | 45-69 | 16300 | Hall (15) | Hall (6) | Higgins (3) | JJW (1) | Knutson (2) | Thorne (2) |

Key: JJW (Jermyl Jackson-Wilson)

Top 5 Team Performances**Points**

| | |
|----|--------------------|
| 93 | Grambling State |
| 83 | vs. Florida A&M |
| 73 | at Colorado State |
| 78 | Colorado Christian |
| 72 | Oklahoma |

FG%

| | |
|------|--------------------|
| .617 | at Texas A&M |
| .606 | Oklahoma |
| .549 | at Colorado State |
| .547 | vs. Florida A&M |
| .543 | vs. Savannah State |

Rebounds

| | |
|----|-----------------|
| 44 | Grambling State |
| 38 | New Orleans |
| 37 | Nebraska |
| 35 | at Denver |
| 34 | at Texas |

Assists

| | |
|----|---------------------------|
| 21 | at Colorado State |
| 20 | Grambling State |
| 19 | vs. Florida A&M |
| 18 | at Texas A&M |
| 17 | Tulsa, Colorado Christian |

Steals

| | |
|----|-------------------------------|
| 12 | Tulsa |
| 11 | at Denver, Grambling State |
| 9 | Missouri |
| 8 | at Colorado State, at Wyoming |
| 8 | vs. Savannah State |

Turnovers

| | |
|----|-----------------------|
| 22 | vs. Savannah State |
| 19 | at Wisconsin |
| 16 | Missouri, at Denver |
| 15 | at Kansas, New Mexico |
| 14 | New Orleans |

2007-08 GAME-BY-GAME TEAM STATISTICS BOLD indicates best or high for the season

| Game | Score | FG-FGA | Pct. | 3-Pt.-FGA | Pct. | FT-FTA | Pct. | O-D | TOT | F/EJ | A | TO | BLK | S |
|-------------------|-----------|--------------|-------------|-------------|-------------|--------------|-------------|--------------|-----------|-------------|-----------|-----------|----------|-----------|
| COLORADO | 47 | 15-44 | .341 | 4-19 | .211 | 13-20 | .650 | 6-23 | 29 | 19/1 | 10 | 15 | 6 | 5 |
| New Mexico | 54 | 20-45 | .444 | 6-12 | .500 | 8-17 | .471 | 8-26 | 34 | 21/0 | 13 | 18 | 3 | 2 |
| COLORADO | 83 | 29-53 | .547 | 8-21 | .381 | 17-23 | .739 | 6-20 | 26 | 19/0 | 19 | 12 | 4 | 7 |
| vs. Florida A&M | 59 | 23-53 | .434 | 7-20 | .350 | 6-10 | .600 | 9-24 | 33 | 23/0 | 11 | 20 | 1 | 5 |
| COLORADO | 58 | 19-35 | .543 | 7-16 | .438 | 13-20 | .650 | 6-26 | 32 | 15/0 | 13 | 22 | 4 | 8 |
| vs. Savannah St. | 43 | 16-58 | .276 | 3-15 | .200 | 8-10 | .800 | 15-16 | 31 | 25/0 | 5 | 14 | 2 | 7 |
| COLORADO | 52 | 20-41 | .488 | 6-14 | .429 | 6-7 | .857 | 5-15 | 20 | 11/0 | 11 | 19 | 3 | 4 |
| at Wisconsin | 78 | 32-58 | .552 | 7-20 | .350 | 7-11 | .636 | 13-16 | 29 | 9/0 | 21 | 9 | 6 | 9 |
| COLORADO | 78 | 31-55 | .564 | 7-16 | .438 | 9-12 | .750 | 5-26 | 31 | 17/0 | 17 | 13 | 4 | 7 |
| Colo. Christian | 58 | 18-48 | .375 | 7-25 | .280 | 15-21 | .714 | 7-20 | 27 | 14/0 | 11 | 17 | 3 | 6 |
| COLORADO | 54 | 18-45 | .400 | 3-13 | .231 | 15-19 | .789 | 13-22 | 35 | 8/0 | 11 | 16 | 2 | 11 |
| at Denver | 44 | 15-43 | .349 | 8-25 | .320 | 6-8 | .750 | 7-17 | 24 | 16/1 | 13 | 15 | 5 | 8 |
| COLORADO | 60 | 20-42 | .476 | 7-22 | .318 | 13-17 | .765 | 4-21 | 25 | 18/0 | 12 | 11 | 4 | 7 |
| at Air Force | 50 | 19-44 | .432 | 5-17 | .294 | 7-17 | .412 | 8-21 | 29 | 17/1 | 11 | 13 | 3 | 3 |
| COLORADO | 43 | 15-43 | .349 | 6-15 | .400 | 7-12 | .583 | 3-18 | 21 | 16/0 | 9 | 11 | 3 | 1 |
| Stanford | 67 | 24-50 | .480 | 7-14 | .500 | 12-17 | .706 | 10-28 | 38 | 17/0 | 16 | 9 | 0 | 0 |
| COLORADO | 64 | 23-66 | .348 | 8-33 | .242 | 10-14 | .714 | 12-21 | 33 | 25/1 | 14 | 11 | 4 | 8 |
| at Wyoming | 73 | 22-50 | .440 | 4-13 | .308 | 25-32 | .781 | 10-33 | 43 | 13/0 | 13 | 18 | 3 | 5 |
| COLORADO | 65 | 22-56 | .393 | 5-13 | .385 | 16-20 | .800 | 11-27 | 38 | 13/0 | 12 | 14 | 7 | 4 |
| New Orleans | 67 | 26-59 | .441 | 7-16 | .438 | 8-10 | .800 | 7-24 | 31 | 17/0 | 12 | 11 | 1 | 6 |
| COLORADO | 73 | 28-51 | .549 | 8-17 | .471 | 9-15 | .600 | 13-16 | 29 | 12/0 | 21 | 13 | 5 | 8 |
| at Colorado State | 70 | 27-50 | .540 | 12-18 | .667 | 4-7 | .571 | 8-13 | 21 | 14/0 | 15 | 12 | 1 | 6 |
| COLORADO | 93 | 37-71 | .521 | 6-17 | .353 | 13-19 | .684 | 15-29 | 44 | 19/0 | 20 | 13 | 8 | 11 |
| Grambling State | 47 | 16-50 | .320 | 4-15 | .267 | 11-17 | .647 | 7-22 | 29 | 19/1 | 9 | 25 | 3 | 3 |
| COLORADO | 63 | 23-50 | .460 | 8-23 | .348 | 9-14 | .643 | 8-25 | 33 | 14/1 | 16 | 11 | 4 | 7 |
| SMU | 52 | 19-53 | .358 | 6-20 | .300 | 8-11 | .727 | 11-22 | 33 | 14/0 | 12 | 13 | 0 | 6 |
| COLORADO | 68 | 23-59 | .390 | 7-17 | .412 | 15-21 | .714 | 16-12 | 28 | 18/0 | 17 | 12 | 2 | 12 |
| Tulsa | 81 | 27-45 | .600 | 9-16 | .563 | 18-25 | .720 | 9-24 | 33 | 21/0 | 13 | 20 | 3 | 4 |
| COLORADO | 69 | 29-47 | .617 | 4-12 | .333 | 7-10 | .700 | 4-12 | 16 | 16/0 | 18 | 10 | 4 | 4 |
| at Texas A&M | 86 | 32-51 | .627 | 10-18 | .556 | 12-14 | .857 | 8-16 | 24 | 15/0 | 22 | 7 | 3 | 8 |
| COLORADO | 55 | 18-46 | .391 | 6-19 | .316 | 13-22 | .591 | 11-26 | 37 | 14/0 | 11 | 10 | 5 | 6 |
| Nebraska | 51 | 16-47 | .340 | 6-20 | .316 | 13-17 | .765 | 8-24 | 32 | 20/0 | 9 | 9 | 4 | 5 |
| COLORADO | 67 | 24-54 | .444 | 7-20 | .350 | 12-16 | .750 | 10-24 | 34 | 19/0 | 11 | 13 | 5 | 1 |
| at Texas | 69 | 26-64 | .406 | 8-24 | .333 | 9-15 | .600 | 15-20 | 35 | 18/0 | 9 | 7 | 6 | 6 |
| COLORADO | 56 | 17-45 | .378 | 5-14 | .357 | 17-31 | .548 | 11-19 | 30 | 22/1 | 12 | 17 | 6 | 4 |
| Kansas State | 72 | 24-57 | .421 | 3-11 | .273 | 21-29 | .724 | 17-24 | 41 | 23/0 | 12 | 12 | 1 | 10 |
| COLORADO | 66 | 20-44 | .455 | 4-13 | .308 | 18-24 | .750 | 11-22 | 33 | 17/1 | 13 | 16 | 3 | 9 |
| Missouri | 62 | 25-58 | .431 | 6-18 | .333 | 10-15 | .667 | 15-17 | 32 | 20/1 | 16 | 12 | 1 | 4 |
| COLORADO | 41 | 15-44 | .341 | 3-14 | .214 | 8-15 | .533 | 8-22 | 30 | 22/2 | 5 | 15 | 5 | 7 |
| at Iowa State | 57 | 21-46 | .457 | 3-11 | .273 | 12-22 | .545 | 10-25 | 35 | 18/0 | 12 | 11 | 6 | 8 |
| COLORADO | 59 | 22-50 | .440 | 9-23 | .391 | 6-10 | .600 | 8-13 | 21 | 20/0 | 14 | 13 | 3 | 5 |
| Kansas | 72 | 24-45 | .533 | 3-9 | .333 | 21-25 | .840 | 10-24 | 34 | 18/0 | 14 | 16 | 5 | 3 |
| COLORADO | 63 | 19-44 | .432 | 8-19 | .432 | 8-19 | .421 | 5-21 | 26 | 27/2 | 10 | 12 | 4 | 4 |
| at Oklahoma St. | 64 | 18-44 | .409 | 3-13 | .231 | 25-38 | .658 | 13-24 | 37 | 20/1 | 7 | 10 | 3 | 5 |
| COLORADO | 72 | 20-33 | .606 | 7-11 | .636 | 25-29 | .862 | 3-23 | 26 | 17/0 | 14 | 13 | 3 | 6 |
| Oklahoma | 58 | 24-60 | .400 | 4-26 | .154 | 6-11 | .545 | 17-11 | 28 | 23/0 | 15 | 11 | 2 | 4 |
| COLORADO | 45 | 17-48 | .354 | 5-16 | .313 | 6-8 | .750 | 5-19 | 24 | 16/0 | 9 | 15 | 1 | 5 |
| at Kansas | 69 | 25-54 | .463 | 8-19 | .421 | 11-15 | .421 | 12-26 | 38 | 13/0 | 22 | 12 | 8 | 7 |

2007-08 SCORING BREAKDOWN

| Game | Total | 1st | 2nd | Starters | Bench | Fr. | So. | Jr. | Sr. |
|----------------------|-----------|-----------|-----------|-----------|-----------|-----------|-----------|----------|-----------|
| NEW MEXICO | 47 | 19 | 28 | 34 | 13 | 19 | 11 | 3 | 14 |
| vs. Florida A&M | 83 | 42 | 41 | 64 | 19 | 23 | 30 | 11 | 19 |
| vs. Savannah State | 58 | 25 | 33 | 44 | 14 | 15 | 10 | 6 | 27 |
| at Wisconsin | 52 | 27 | 25 | 47 | 5 | 7 | 13 | 4 | 28 |
| CO CHRISTIAN | 78 | 37 | 41 | 61 | 17 | 22 | 13 | 4 | 39 |
| at Denver | 54 | 25 | 29 | 48 | 6 | 8 | 9 | 4 | 33 |
| at Air Force | 60 | 24 | 36 | 50 | 10 | 17 | 2 | 2 | 39 |
| STANFORD | 43 | 22 | 21 | 40 | 3 | 13 | 3 | 4 | 23 |
| at Wyoming | 64 | 20 | 44 | 45 | 19 | 18 | 15 | 2 | 29 |
| NEW ORLEANS | 65 | 32 | 33 | 65 | 6 | 10 | 10 | 2 | 43 |
| at Colorado State | 73 | 41 | 32 | 66 | 7 | 13 | 18 | 7 | 35 |
| GRAMBLING ST. | 93 | 38 | 55 | 70 | 23 | 27 | 20 | 8 | 38 |
| SMU | 63 | 36 | 27 | 51 | 12 | 14 | 15 | 1 | 33 |
| TULSA | 68 | 42 | 26 | 50 | 18 | 12 | 13 | 4 | 39 |
| at Texas A&M | 69 | 27 | 42 | 61 | 8 | 15 | 14 | 8 | 32 |
| NEBRASKA | 55 | 25 | 30 | 45 | 10 | 21 | 8 | 2 | 24 |
| at Texas | 67 | 37 | 30 | 53 | 14 | 12 | 23 | 2 | 30 |
| KANSAS STATE | 56 | 26 | 30 | 51 | 5 | 10 | 9 | 5 | 32 |
| MISSOURI | 62 | 34 | 28 | 58 | 4 | 7 | 7 | 2 | 46 |
| at Iowa State | 41 | 22 | 19 | 32 | 9 | 4 | 3 | 9 | 25 |
| KANSAS | 59 | 30 | 29 | 55 | 4 | 11 | 6 | 4 | 38 |
| at Oklahoma State | 63 | 16 | 47 | 50 | 13 | 11 | 11 | 5 | 36 |
| OKLAHOMA | 72 | 33 | 39 | 54 | 18 | 17 | 13 | 4 | 38 |
| at Kansas | 45 | 20 | 25 | 28 | 17 | 17 | 7 | 2 | 19 |

| SCORING LEADERS | | | ASSIST LEADERS | | |
|---------------------------|---------------|---------------|-----------------------|---------------|---------------|
| | CAREER | '07-08 | | CAREER | '07-08 |
| Richard Roby | 59 | 13 | Marcus Hall | 54 | 14 |
| Marcus Hall | 17 | 9 | Richard Roby | 20 | 4 |
| Xavier Silas | 8 | 1 | Xavier Silas | 6 | 2 |
| Cory Higgins | 2 | 2 | Jermyl Jackson-Wilson | 4 | 1 |
| Jermyl Jackson-Wilson | 1 | - | Dwight Thorne II | 4 | 2 |
| | | | Cory Higgins | 8 | 8 |
| | | | Levi Knutson | 1 | 1 |
| REBOUNDING LEADERS | | | BLOCKS LEADERS | | |
| | CAREER | '07-08 | | CAREER | '07-08 |
| Richard Roby | 29 | 11 | Richard Roby | 29 | 7 |
| Marcus King-Stockton | 11 | 2 | Marcus King-Stockton | 25 | 7 |
| Jermyl Jackson-Wilson | 9 | 3 | Jermyl Jackson-Wilson | 18 | 9 |
| Marcus Hall | 7 | 5 | Jeremy Williams | 5 | - |
| Jeremy Williams | 4 | - | Xavier Silas | 4 | 2 |
| Xavier Silas | 2 | - | Caleb Patterson | 3 | 3 |
| Cory Higgins | 4 | 4 | Marcus Hall | 5 | 2 |
| Dwight Thorne II | 1 | 1 | Cory Higgins | 2 | 2 |
| | | | Dwight Thorne II | 1 | 1 |

COLORADO'S RECORD WHEN THE BUFFALOES...

| | |
|--|------|
| leading opponent at half | 10-5 |
| trailing at the half | 0-8 |
| tied at the half | 0-1 |
| leading in the last 5:00 | 10-2 |
| trailing in the last 5:00 | 0-12 |
| leading in the last 2:00 | 10-0 |
| trailing in the last 2:00 | 0-14 |
| shoots 60% | 1-1 |
| shoots 56-59% | 1-0 |
| shoots 50-55% | 4-0 |
| shoots 40-49% | 3-6 |
| shoots below 30-39% | 1-7 |
| shoots 49.5% + 3-pt. | 1-0 |
| shoots 40-49% + 3-pt. | 3-4 |
| shoots under 39% arc | 6-10 |
| scores 40-49 points | 0-4 |
| scores 50-59 points | 3-3 |
| scores 60-69 points | 2-7 |
| scores 70-79 points | 3-0 |
| scores 80-89 points | 1-0 |
| scores 90-100 points | 1-0 |
| Shoot Better from the 3-point arc | 9-7 |
| Shoot Better from the free-throw line | 7-7 |
| FT shooting 80%+ | 1-2 |
| FT shooting 70%+ | 4-6 |
| FT shooting 60%+ | 4-3 |
| FT shooting 50%+ | 1-3 |
| Shooting the same at FT line | 0-1 |
| fewer turnovers | 5-4 |
| more turnovers | 5-10 |
| out-rebounding oppt. | 6-2 |
| being out-rebounded | 3-12 |
| same rebounds as oppt. | 1-0 |
| CU has fewer fouls | 6-6 |
| CU has more fouls | 2-8 |
| same number of fouls | 2-0 |
| One Buff in double-digits | 0-2 |
| Two Buffs in double digits | 4-5 |
| Three Buffs in double-digits | 2-5 |
| Four Buffs in double-digits | 3-2 |
| Five Buffs in double-digits | 1-0 |

FROM THE BOARDS

| | Offensive | | | Defensive | | | Rebounds | | |
|------------------------|------------|------------|------------|------------|------------|------------|------------|------------|------------|
| | CU | Oppt. | +/- | CU | Oppt. | +/- | CU | Oppt. | +/- |
| NEW MEXICO | 6 | 8 | -2 | 23 | 26 | -3 | 29 | 34 | -5 |
| vs. Florida A&M | 6 | 9 | -3 | 20 | 24 | -4 | 26 | 33 | -7 |
| vs. Savannah State | 6 | 15 | -9 | 26 | 16 | +10 | 32 | 31 | +1 |
| at Wisconsin | 5 | 13 | -8 | 15 | 16 | -1 | 20 | 29 | -9 |
| CO CHRISTIAN | 5 | 7 | -2 | 26 | 20 | +6 | 31 | 27 | +4 |
| at Denver | 13 | 7 | +6 | 22 | 17 | +5 | 35 | 24 | +11 |
| at Air Force | 4 | 8 | -4 | 21 | 21 | - | 25 | 29 | -4 |
| STANFORD | 3 | 10 | -7 | 18 | 28 | -10 | 21 | 38 | -17 |
| at Wyoming | 12 | 10 | +2 | 21 | 33 | -12 | 33 | 43 | -10 |
| NEW ORLEANS | 11 | 7 | +4 | 27 | 24 | +3 | 38 | 31 | +7 |
| at Colorado State | 13 | 8 | +5 | 16 | 13 | +3 | 29 | 21 | +8 |
| GRAMBLING ST.15 | 7 | +8 | 29 | 22 | +7 | 44 | 29 | +15 | |
| SMU | 8 | 11 | -3 | 25 | 22 | +3 | 33 | 33 | - |
| TULSA | 16 | 9 | +7 | 12 | 24 | -12 | 28 | 33 | -5 |
| at Texas A&M | 4 | 8 | -4 | 12 | 16 | -4 | 16 | 24 | -8 |
| NEBRASKA | 11 | 8 | +3 | 26 | 24 | +2 | 37 | 32 | +5 |
| at Texas | 10 | 15 | -5 | 24 | 20 | +4 | 34 | 35 | -1 |
| KANSAS STATE | 11 | 17 | -6 | 19 | 24 | -5 | 30 | 41 | -11 |
| MISSOURI | 11 | 15 | -4 | 22 | 17 | +5 | 33 | 32 | +1 |
| at Iowa State | 8 | 10 | -2 | 22 | 25 | -3 | 30 | 35 | -5 |
| KANSAS | 8 | 10 | -2 | 13 | 24 | -11 | 21 | 34 | -13 |
| at Oklahoma State | 5 | 13 | -8 | 21 | 24 | -3 | 26 | 37 | -11 |
| OKLAHOMA | 3 | 17 | -14 | 23 | 11 | +12 | 26 | 28 | -2 |
| at Kansas | 5 | 12 | -7 | 19 | 26 | -7 | 24 | 38 | -14 |
| TOTAL | 199 | 254 | -55 | 502 | 517 | -15 | 701 | 762 | -47 |
| | 8.3 | 10.6 | | 20.9 | 21.5 | | 29.2 | 31.8 | |

SCORING COMPARISON

| | Starters | | | Bench | | |
|----------------------|-------------|-------------|-------------|------------|------------|-------------|
| | CU | Oppt. | +/- | CU | Oppt. | +/- |
| NEW MEXICO | 34 | 32 | +2 | 13 | 22 | -9 |
| vs. Florida A&M | 64 | 40 | +24 | 19 | 19 | 0 |
| vs. Savannah State | 44 | 30 | +14 | 14 | 13 | +1 |
| at Wisconsin | 47 | 49 | -2 | 5 | 29 | -24 |
| CO CHRISTIAN | 61 | 44 | +17 | 17 | 14 | +3 |
| at Denver | 50 | 31 | +19 | 4 | 13 | -9 |
| at Air Force | 50 | 30 | +20 | 10 | 20 | -10 |
| STANFORD | 40 | 43 | -3 | 3 | 24 | -21 |
| at Wyoming | 45 | 70 | -25 | 19 | 3 | +16 |
| NEW ORLEANS | 59 | 53 | +6 | 6 | 14 | -8 |
| at Colorado State | 66 | 58 | +8 | 7 | 12 | -5 |
| GRAMBLING ST. | 70 | 27 | +43 | 23 | 20 | +3 |
| SMU | 51 | 24 | +27 | 12 | 28 | -16 |
| TULSA | 50 | 50 | - | 18 | 31 | -13 |
| at Texas A&M | 61 | 63 | -2 | 8 | 23 | -15 |
| NEBRASKA | 45 | 47 | -2 | 10 | 4 | +6 |
| at Texas | 53 | 65 | -13 | 14 | 4 | +10 |
| KANSAS STATE | 51 | 62 | -11 | 5 | 10 | -5 |
| MISSOURI | 53 | 31 | +22 | 4 | 35 | -31 |
| at Iowa State | 32 | 30 | +2 | 9 | 27 | -18 |
| KANSAS | 55 | 51 | +4 | 4 | 21 | -17 |
| at Oklahoma State | 50 | 47 | +3 | 13 | 17 | -4 |
| OKLAHOMA | 54 | 54 | - | 18 | 4 | +14 |
| at Kansas | 28 | 44 | -16 | 17 | 25 | -8 |
| TOTAL | 1213 | 1075 | +138 | 272 | 432 | -160 |
| | 50.5 | 44.8 | +5.8 | 11.3 | 18.0 | -6.7 |

CONSECUTIVE STARTS

| | |
|--------------|----|
| Richard Roby | 29 |
| Marcus Hall | 24 |
| Cory Higgins | 24 |

20+ POINT SCORING GAMES

| | Career '07-08 | |
|--------------|---------------|---|
| Richard Roby | 38 | 8 |
| Marcus Hall | 6 | 2 |
| Xavier Silas | 2 | 1 |

30-POINT SCORING GAMES

| | Career '07-08 | |
|--------------|---------------|---|
| Richard Roby | 6 | - |

DOUBLE-DOUBLES Career '07-08

| | | |
|-----------------------|---|---|
| Richard Roby | 9 | 4 |
| Jermyl Jackson-Wilson | 2 | - |
| Marcus Hall | 1 | - |

DOUBLE-DIGIT SCORING GAMES

| | Career '07-08 | |
|-----------------------|---------------|----|
| Richard Roby | 104 | 21 |
| Marcus Hall | 52 | 18 |
| Xavier Silas | 25 | 9 |
| Jermyl Jackson-Wilson | 11 | 1 |
| Cory Higgins | 11 | 11 |
| Jeremy Williams | 8 | 0 |
| Levi Knutson | 5 | 5 |
| Marcus King-Stockton | 2 | 0 |
| Dwight Thorne II | 2 | 2 |

DOUBLE-DIGIT REBOUNING GAMES

| | Career '07-08 | |
|-----------------------|---------------|---|
| Richard Roby | 7 | 4 |
| Jermyl Jackson-Wilson | 3 | - |
| Marcus King-Stockton | 2 | - |
| Marcus Hall | 1 | 1 |
| Jeremy Williams | 1 | - |

DOUBLE-FIGURE ASSISTS

| | Career '07-08 | |
|-------------|---------------|---|
| Marcus Hall | 1 | - |

CAREER GAMES PLAYED Starts Played

| | | |
|-----------------------|-----|-----|
| Marcus Hall | 68 | 112 |
| Richard Roby | 108 | 111 |
| Marcus King-Stockton | 38 | 104 |
| Jermyl Jackson-Wilson | 30 | 51 |
| Xavier Silas | 35 | 47 |
| Dwight Thorne II | 6 | 48 |
| Jeremy Williams | 18 | 27 |
| Cory Higgins | 24 | 24 |
| Levi Knutson | 1 | 24 |
| Caleb Patterson | 1 | 13 |
| Trent Beckley | - | 11 |
| Javon Coney | - | 7 |
| Andrew Zehnder | - | 4 |

2007-08 TEAM SUPERLATIVES

| <u>Colorado High</u> | <u>CU Low</u> | <u>Statistical Category</u> | <u>Opponent High</u> | <u>Opponent Low</u> |
|----------------------------|-------------------------------------|--------------------------------------|--|---|
| 93 Grambling St. (12/29) | 41 at Iowa St. (1/29) | Points | 86 by Texas A&M (1/12) | 43 by Savannah State (11/16) |
| 37 Grambling St. (12/29) | 15 three times | Field Goals Made | 32 by Wisconsin (11/17) by Texas A&M (1/12) | 15 by Denver (11/27) |
| 71 Grambling St. (12/29) | 33 Oklahoma (2/9) | Field Goals Attempted | 64 by Texas (1/19) | 43 by Denver (11/27) |
| .617 at Texas A&M (1/12) | .341 twice | Highest FG Pct. | .627 by Texas A&M (1/12) | .276 by Savannah State (11/16) |
| 9 Kansas (Feb. 1) | 3 at Denver (11/27) | 3-Point Field Goals Made | 12 by Colorado St. (12/22) | 3 three times |
| 33 at Wyoming (12/8) | 11 Oklahoma (2/9) | 3-Pt. Field Goals Attempted | 26 by Oklahoma (2/9) | 11 twice |
| .636 Oklahoma (2/9) | .211 UNM (11/9) | 3-Pt. FG Pct. (min. 3 made) | .667 by Colorado St. (12/22) | .154 by Oklahoma (2/9) |
| 25 Oklahoma (2/9) | 6 three times | Free Throws Made | 25 twice | 6 three times |
| 29 Oklahoma (2/9) | 7 at Wisconsin | Free Throws Attempted | 38 by Okla. State (2/6) | 7 by Colorado St. (12/22) |
| .862 Oklahoma (2/9) | .533 at ISU (1/29) | Free Throw Pct. (min. 8 made) | .857 by Texas A&M (1/12) | .412 by AFA (Nov. 29) |
| 16 Tulsa (1/7) | 3 Oklahoma (2/9) Stanford (12/2) | Offensive Rebounds | 17 by Oklahoma (2/9), by K-State (1/23) | 7 by DU (11/27), CCU(11/20), Grambling St. (12/29) |
| 29 Grambling St. (12/29) | 12 at A&M (1/12) | Defensive Rebounds | 35 by Texas (1/19) | 11 by Oklahoma (2/9) |
| 44 Grambling St. (12/29) | 16 at A&M (1/12) | Total Rebounds | 43 by Wyoming (12/8) | 21 by Colorado St. (12/22) |
| 22 Savannah St. (11/16) | 10 twice | Turnovers | 25 by Grambling St. (12/29) | 7 by Texas A&M (1/12) 7 by Texas (1/19) |
| 21 at Colorado St. (12/22) | 5 at Iowa State (1/29) | Assists | 22 twice | 5 by Savannah State (11/16) |
| 8 Grambling St. (12/29) | 1 at Kansas (2/16) | Blocked Shots | 8 by Kansas (2/16) | 0 by SMU (1/4), Stanford (12/2) |
| 12 Tulsa (Jan. 7) | 1 twice | Steals | 10 by Kansas State (Jan. 23) | 0 by Stanford (12/2) |

2007-08 INDIVIDUAL SUPERLATIVES

| | Colorado | Opponent |
|---|---|---|
| Points | 28, Marcus Hall, Missouri (Jan. 28) | 29, Michael Beasley, Kansas State (1/23) |
| Field Goals Made | 11, Marcus Hall, Missouri (Jan. 28) | 10, Bo McCalebb, New Orleans (12/12) |
| Field Goals Attempted | 20, Richard Roby, New Orleans (12/12) | 21, Bo McCalebb, New Orleans (12/12) |
| Highest FG Pct. (min. 5 made) | 1.000 (5-5) Dwight Thorne vs. Colo. Christian (11/20) .846 (11-13) Marcus Hall, Missouri (Jan. 28) | .714 (5-7) Michael Flowers, Wisconsin (11/9) .714 (507) Darnell Jackson, Kansas (2/16) |
| 3-Point Field Goals Made | 4, four times | 5, Anthony Good, Stanford (12/2) |
| 3-Point Field Goals Attempted | 6, five times | 14, A.J. Abrams, Texas (1/19) |
| 3-Point FG Pct. (min. 4 made) | .800, (4-5) Xavier Silas at Colorado State (Dec. 22) | .833 by Anthony Good, Stanford (12/2) |
| Free Throws Made | 9, Richard Roby, Kansas State (Jan. 23) 9, Richard Roby, at Okla. State (Feb. 6) | 11, Michael Beasley, Kansas State (1/23) 11, Brad Jones, Wyoming (12/8) |
| Free Throws Attempted | 12, Richard Roby, Kansas State (Jan. 23) | 13, Byron Eaton, by Oklahoma State (2/6) 13, Michael Beasley, Kansas State (1/23) |
| Free Throw Pct. (min. 8 made) | .900, (9-10) Richard Roby, at Okla. St. (Feb. 6) | 1.000 (11-11), Brad Jones, Wyoming (12/8) 1.000 (10-10), Darnell Jackson, Kansas (2/1) |
| Offensive Rebounds | 8, Richard Roby, at Colorado State (12/22) | 8, Chris Linton, Savannah State (11/16) |
| Defensive Rebounds | 9, Jermyl Jackson-Wilson vs. Savannah State (11/16) | 9, by three players |
| Total Rebounds | 14, Richard Roby, New Orleans (12/12) 13, Richard Roby, Missouri (Jan. 26) | 13, Michael Beasley, Kansas State (1/23) 13, Chris Linton, Savannah State (11/16) |
| Turnovers | 6, Richard Roby, Tulsa (Jan. 7) | 6, Daniel Faris, New Mexico (11/9) |
| Assists | 9, Marcus Hall, Tulsa (Jan. 7) | 6, three players |
| Blocked Shots | 3, by four players | 5, Greg Stiemsma, Wisconsin (11/17) |
| Steals | 9, Marcus Hall, Tulsa (Jan. 7) | 3, by 14 players |
| Minutes Played (regulation game) | 40, Marcus Hall, 6 times | 40, David Kummer, Denver (Nov. 27) |
| Minutes Played (overtime game) | none | none |

HEAD COACH JEFF BZDELIK

1st Season at Colorado/5th College Season Overall

Jeff Bzdelik, a man synonymous with success on both the professional and college levels in the state of Colorado, was named the 17th men's basketball head coach for the University of Colorado men's basketball program, athletic director Mike Bohn announced April 4, 2007.

Bzdelik (buzz-DEL-ik), 55, comes to Colorado from the United States Air Force Academy, where he guided the Falcons to a 50-16 record (a 75.8 winning percentage) in two seasons from 2005-07. During those two seasons he led the Falcons to a 2005-06 NCAA Tournament and a 2006-07 NIT Final Four appearance.

Bzdelik brings 29 years of coaching experience to the Boulder campus from the collegiate to the professional ranks. He returned to the college game in 2005-06 after 15 seasons as both a coach and scout in the NBA, including two-and-a-half seasons as head coach of the Denver Nuggets.

His two-year win total of 50 victories at the Academy was a school-best in any two-year span of the 51-year history of Air Force basketball, while his 26 victories in 2006-07 was also a school high. He's the only coach to have won at least 24 games in back-to-back seasons. Bzdelik guided the Falcons to a 31-1 home record, including a 15-0 mark in 2005-06 and 16-1 in 2006-07.

In 2005-06, Bzdelik led the Falcons to a 24-7 record and the school's fourth appearance ever in the NCAA Tournament. He also led the Falcons to a 12-4 record and second place finish in the Mountain West Conference. Air Force also capped the season leading the nation for the fourth consecutive season in scoring defense.

Prior to returning to the college ranks with the Air Force Academy, Bzdelik was the Denver Nuggets head coach for two-and-a-half seasons (2002-2005). He was named head coach in August of 2002 after spending one year as a scout for the Nuggets. Bzdelik engineered one of the biggest turnarounds in NBA history during his second season in 2003-04, leading the Nuggets to the playoffs for the first time since 1994-95 while posting a 43-39 record. The 26-game improvement over the previous year was the sixth-best in NBA history.

Bzdelik also became the first coach in league history (since the adoption of an 82-game sched-

ule) to guide a team to the playoffs the year after winning less than 20 games. In his first season, Bzdelik earned NBA-wide praise for Denver's competitiveness, work ethic and never-give-up attitude. Despite having the youngest team in franchise history, Bzdelik's team shattered the franchise record for scoring defense by more than five points per game, giving up only 92.4 per outing. In addition, the Nuggets led the league in turnovers forced (17.1 per game) and had six of the top 12 marks for single-season scoring defense.

Surprisingly to many, he was let go by the Nuggets after just 28 games into the 2004-05 season, with the team off to a 13-15 start. But that decision would eventually become Air Force's and now Colorado's gain.

From 1995-2001, Bzdelik was an assistant coach under Pat Riley in Miami, holding the title of Assistant Coach/Director of Scouting during the final two years. With the Heat, he was responsible for the preparation of all game plans, video coordination and statistical data as well as player development.


In 2000, he was recognized by USA Today as one of the NBA's top five assistant coaches. In the 1998 Pro Basketball issue of Sports Illustrated, he was voted as the NBA's best advance scout by league general managers.

Prior to his tenure with the Heat, Bzdelik spent the 1994-95 season as the lead scout for Riley and the New York Knicks. He also served as an assistant coach with the Washington Bullets from 1988-94 and was Wes Unseld's first assistant in 1993-94. In addition, he coached the Bullets summer league team in 1988 and 1994.

The Illinois native began his coaching career in 1978 at Davidson (N.C.) College. In 1980, he was named an assistant coach at Northwestern University where he spent six seasons and was instrumental in the Wildcats' first NIT appearance in school history.

He then accepted his first head coaching position at the University of Maryland-Baltimore County, one he would handle for two years before moving on to the NBA.

During the 1986-87 season at UMBC, his squad was cited by The Sporting News as having "One of College's Biggest Turnarounds," in the school's inaugural season in Division I. After going just 11-44 the previous two seasons as a Divi-



HOMETOWN

Mount Prospect, Illinois

EDUCATION

University of Illinois-Chicago, B.A., Physical Education, 1976

PLAYING EXPERIENCE

University of Illinois-Chicago:
Four-year letterwinner; Team MVP, 1976;
School-record holder for single-season
free throw percentage (88 percent)

COLLEGE EXPERIENCE

United States Air Force Academy,
Head Coach: 2005-07
University of Maryland-Baltimore County,
Head Coach: 1986-88
Northwestern University, Assistant Coach: 1980-86
Davidson College (N.C.), Assistant Coach: 1978-80

PROFESSIONAL EXPERIENCE

Denver Nuggets, Head Coach: 2002-04.
Denver Nuggets, Scout: 2001-2002.
Miami Heat, Assistant Coach/Director
of Scouting: 1995-2001.
New York Knicks, Scout: 1994-95.
Washington Bullets, Assistant Coach: 1988-94.

sion II program before Bzdelik's arrival, UMBC went 12-16 in his first year and 13-15 in 1987-88 in Division I. His teams excelled in the classroom as well, posting a 2.86 grade point average during his tenure.

Bzdelik is a 1976 graduate of the University of Illinois-Chicago, where he earned a bachelor's degree in physical education. He earned four varsity letters in basketball at UIC and was named team MVP as a senior in 1975-76. He still holds the school record for the best free-throw percentage in one season, shooting 88.1 percent (59-for-67) from the line in 1975-76 and still ranks among UIC's all-time leading scorers.

Bzdelik also spent six years in the Army National Guard during the early to mid 1970s.

He was born December 1, 1952 and graduated from Prospect High School in Mount Prospect, Ill. He is married to the former Nina Bernardzik, who was a standout volleyball player at UIC between 1974-76 and is a member of the Flames' Athletic Hall of Fame. They are the parents of two children, Brett (18) and Courtney (16).

JEFF BZDELIK YEAR-BY-YEAR HEAD COACHING RECORD

| COLLEGE | | Overall | | | Conference | | | Finish/Conf. |
|-----------------------|---------------------------|-----------|-----------|-------------|------------|-----------|-------------|--|
| Season | School | W | L | Pct. | W | L | Pct. | |
| 2007-08 | Colorado | 10 | 14 | .435 | - | - | - | - |
| 2006-07 | Air Force | 26 | 9 | .743 | 10 | 6 | .625 | 3rd/Quarterfinal |
| 2005-06 | Air Force | 24 | 7 | .774 | 12 | 4 | .750 | 2nd/Quarterfinal |
| 1987-88 | Maryland-Baltimore County | 13 | 15 | .429 | - | - | - | + |
| 1986-87 | Maryland-Baltimore County | 12 | 16 | .429 | - | - | - | + |
| College Totals | | 85 | 61 | .582 | 22 | 10 | .688 | 1 NCAA Tournament/ 1 NIT Appearance |

| PROFESSIONAL | | Overall | | | Playoffs | | |
|----------------------------|--------------|-----------|------------|-------------|-------------|----------|---------------|
| Season | School | W | L | Pct. | Finish/Div. | W | L/Pct. |
| 2002-03 | Denver (NBA) | 17 | 65 | .207 | 7th/Midwest | - | - |
| 2003-04 | Denver (NBA) | 43 | 39 | .524 | 6th/Midwest | 1 | 4 .200 |
| 2004-05 | Denver (NBA) | 13 | 15 | .464 | NA | - | - |
| Professional Totals | | 73 | 119 | .380 | | 1 | 4 .200 |



#1

MARCUS HALL**GUARD, 6-2, 185****SENIOR, 3L****HOUSTON, TEXAS****(JERSEY VILLAGE HS)****2007-08 GAME-BY-GAME (SENIOR YEAR)**

| Game | GS | Min | FG | 3FG | FT | O-D-R | Pf | A | To | BL | ST | Pts |
|--------------------|----|-----|-------|-----|-----|--------|----|---|----|----|----|-----|
| NEW MEXICO | * | 33 | 4-12 | 1-5 | 2-2 | 2-4 6 | 5 | 4 | 4 | 0 | 0 | 11 |
| vs. Florida A&M | * | 28 | 3-8 | 1-3 | 2-2 | 0-4 4 | 2 | 4 | 3 | 0 | 3 | 9 |
| vs. Savannah State | * | 36 | 2-3 | 2-2 | 4-4 | 0-3 3 | 2 | 2 | 4 | 0 | 2 | 10 |
| at Wisconsin | * | 33 | 3-7 | 2-3 | 0-0 | 0-4 4 | 1 | 5 | 4 | 0 | 0 | 8 |
| COLO. CHRISTIAN | * | 36 | 8-11 | 4-6 | 1-2 | 0-4 4 | 3 | 3 | 1 | 0 | 2 | 21 |
| at Denver | * | 38 | 5-10 | 2-5 | 6-7 | 2-3 5 | 1 | 3 | 4 | 1 | 5 | 18 |
| at Air Force | * | 40 | 5-12 | 2-8 | 6-7 | 0-1 1 | 3 | 2 | 0 | 0 | 3 | 18 |
| STANFORD | * | 40 | 4-12 | 2-4 | 6-7 | 0-3 3 | 1 | 4 | 2 | 0 | 0 | 16 |
| at Wyoming | * | 40 | 5-15 | 2-7 | 3-4 | 2-2 4 | 3 | 4 | 1 | 0 | 2 | 15 |
| NEW ORLEANS | * | 37 | 4-12 | 2-4 | 0-0 | 1-5 6 | 1 | 3 | 1 | 0 | 1 | 10 |
| at Colorado State | * | 39 | 4-9 | 2-6 | 2-3 | 0-3 3 | 0 | 5 | 0 | 0 | 2 | 12 |
| GRAMBLING STATE | * | 30 | 6-10 | 0-3 | 0-2 | 0-3 3 | 1 | 2 | 4 | 0 | 1 | 12 |
| SMU | * | 37 | 6-12 | 2-6 | 2-2 | 2-3 5 | 3 | 6 | 2 | 0 | 2 | 16 |
| TULSA | * | 38 | 2-14 | 0-3 | 0-0 | 6-4 10 | 1 | 9 | 3 | 1 | 8 | 4 |
| at Texas A&M | * | 37 | 6-10 | 0-2 | 0-0 | 0-1 1 | 1 | 6 | 1 | 0 | 1 | 12 |
| NEBRASKA | * | 38 | 4-11 | 1-5 | 0-2 | 1-1 2 | 3 | 4 | 2 | 0 | 2 | 9 |
| at Texas | * | 32 | 4-10 | 2-4 | 0-0 | 0-5 5 | 4 | 1 | 2 | 0 | 0 | 10 |
| KANSAS STATE | * | 38 | 2-4 | 0-2 | 0-2 | 0-1 1 | 0 | 5 | 3 | 0 | 2 | 4 |
| MISSOURI | * | 39 | 11-13 | 4-6 | 2-2 | 2-3 5 | 5 | 3 | 2 | 0 | 3 | 28 |
| at Iowa State | * | 38 | 4-11 | 1-3 | 0-3 | 3-6 9 | 0 | 1 | 1 | 0 | 1 | 9 |
| KANSAS | * | 40 | 5-9 | 3-6 | 0-0 | 1-2 3 | 1 | 5 | 3 | 0 | 1 | 14 |
| at Oklahoma State | * | 40 | 5-9 | 2-3 | 0-1 | 1-1 2 | 4 | 3 | 5 | 0 | 0 | 12 |
| OKLAHOMA | * | 40 | 7-9 | 2-3 | 3-4 | 0-1 1 | 0 | 3 | 1 | 0 | 3 | 19 |
| at Kansas | * | 39 | 7-12 | 1-3 | 0-0 | 0-6 6 | 3 | 2 | 3 | 0 | 0 | 15 |

2007-08 (senior):

- 26th CU player to score 1,000 points in a career
- has led the team in scoring nine times (one shared)
- second on team in scoring 13.0 ppg., scoring double figures 18 times
- first in assists (3.7)
- season-best 28 points on 11-of-13 shooting against Mizzou
- nearly recorded his first-ever triple-double against Tulsa: 10 rebounds, nine assists, eight steals
- has played all 40 minutes six times this season
- Played a streak of 161 consecutive minutes from Nov. 29-Dec. 22. Hall played 196 out of 200 possible minutes spanning five games (40 each at Air Force, Stanford, at Wyoming, New Orleans, at Colorado State). For the season, Hall averages a conference best 36.8 minutes a game
- Enters his final year as one of three seniors on the team
- Steady contributor on both ends of the floor
- Brings leadership and experience on and off the court; three-year letterwinner

2006-07: Did not play • Redshirt year.**2005-06 (junior):** Played in all 30 games, 23 starts

- Team leader in assists (124); 4.1 apg. finishing sixth among Big 12 players
- Finished first in conference-only assist-turnover ratio (2.2) and fourth in all-games played (2.1); Third in scoring (8.7 ppg.); Also averaged 2.6 rebounds and 1.3 steals per game
- Narrowly missed his second career double-double with 15 points, nine defensive rebounds at Kansas State (Feb. 18).

2004-05 (sophomore)

- Played in 29 games with 21 starts
- Third in team scoring (11.2 ppg.) and first in assists (4.4 apg.)
- Second in field goals made (118), third in starts (21), fourth in 3-pointers (38)
- Handed-out a career-best 10 assists and first career double-double against South Dakota State (Feb. 14) with 11 points and 10 assists
- Scored career-high 29 points with 12 field goals made at Oregon State (Dec. 4); Also against the Beavers, scored CU's last 18 points 4:22 of the first half and first basket of second half tying school record of 20 consecutive points set by Donnie Boyce at Oklahoma State (March 5, 1994)
- Against Colorado State (Dec. 18), excelled at the free throw line with a career-best 8-of-8 — all in the last :58 seconds leading CU home victory
- Handed-out eight or more assists three times at Kansas State (Feb. 25), Oklahoma State (Jan. 30), South Dakota State (Feb. 14)
- His 126 assists was third all-time among CU sophomores

2003-04 (freshman)

- Played in all 29 games averaging 15.1 minutes off the bench
- Highlight game of the season came against California (Dec. 6) after CU's two leading scorers failed to net a point in the first half, Hall scored 14 of his game-high 22 points in the first half
- Ranked third in 3-pointers made (25), fifth in assists (45), and fifth in steals (15)
- Handed-out eight assists in home win over Oregon St. (Dec. 1)

PERSONAL BESTS**Points**

| | | |
|--------|----|--------------------------------|
| Season | 28 | Missouri (Jan. 26) |
| Big 12 | 28 | Missouri (Jan. 26) |
| Career | 29 | at Oregon State (Dec. 4, 2004) |

Field Goals

| | | |
|--------|----|--------------------------------|
| Season | 11 | Missouri (Jan. 26) |
| Big 12 | 11 | Missouri (Jan. 26) |
| Career | 12 | at Oregon State (Dec. 4, 2004) |

Field Goals Attempts

| | | |
|--------|----|---------------------------------|
| Season | 15 | at Wyoming (Dec. 8) |
| Big 12 | 19 | at Kansas State (Feb. 18, 2006) |
| Career | 19 | at Kansas State (Feb. 18, 2006) |

3-Point Field Goals

| | | |
|--------|---|------------------------------|
| Season | 4 | twice |
| Big 12 | 4 | three times |
| Career | 5 | Gardner-Webb (Dec. 28, 2004) |

3-Point FG Attempts

| | | |
|--------|----|---------------------------------|
| Season | 8 | at Air Force (Nov. 29) |
| Big 12 | 10 | at Kansas State (Feb. 18, 2006) |
| Career | 10 | at Kansas State (Feb. 18, 2006) |

Free Throws

| | | |
|--------|---|--------------------------------|
| Season | 6 | three times |
| Big 12 | 6 | at Texas Tech (Feb. 2, 2005) |
| Career | 8 | Colorado State (Dec. 18, 2004) |

Free Throws Attempts

| | | |
|--------|---|--------------------------------|
| Season | 7 | three times |
| Big 12 | 6 | at Texas Tech (Feb. 2, 2005) |
| Career | 8 | Colorado State (Dec. 18, 2004) |

Rebounds

| | | |
|--------|----|----------------|
| Season | 10 | Tulsa (Jan. 7) |
| Big 12 | 9 | twice |
| Career | 10 | Tulsa (Jan. 7) |

Offensive Rebounds

| | | |
|--------|---|-------------------------|
| Season | 6 | Tulsa (Jan. 7) |
| Big 12 | 3 | at Iowa State (Jan. 29) |
| Career | 6 | Tulsa (Jan. 7) |

Defensive Rebounds

| | | |
|--------|---|---------------------------------|
| Season | 6 | twice |
| Big 12 | 9 | at Kansas State (Feb. 18, 2006) |
| Career | 9 | at Kansas State (Feb. 18, 2006) |

Assists

| | | |
|--------|----|----------------------------------|
| Season | 9 | Tulsa (Jan. 7) |
| Big 12 | 9 | Missouri (Feb. 25, 2006) |
| Career | 10 | South Dakota St. (Feb. 14, 2005) |

Steals

| | | |
|--------|---|---------------------------|
| Season | 8 | Tulsa (Jan. 7) |
| Big 12 | 4 | vs. Baylor (Mar. 9, 2006) |
| Career | 8 | Tulsa (Jan. 7) |

Blocked Shots

| | | |
|--------|---|---|
| Season | 1 | twice |
| Big 12 | 2 | twice |
| Career | 2 | at Kansas (Feb. 12, 2005) Oklahoma State (Jan. 30, 2005) |

Minutes

| | | |
|--------|----|-------------|
| Season | 40 | six times |
| Big 12 | 40 | three times |
| Career | 40 | six times |

2005-06 GAME-BY-GAME (JUNIOR YEAR)


| Game | GS | Min | FG | 3FG | FT | O-D-R | Pf | A | To | BL | ST | Pts |
|-------------------|----|-----|------|------|-----|-------|----|---|----|----|----|-----|
| UNC WILMINGTON | - | 16 | 1-5 | 0-3 | 0-0 | 0-0-0 | 0 | 1 | 1 | 0 | 2 | 2 |
| at Colorado State | - | 29 | 5-8 | 1-2 | 1-1 | 1-2-3 | 4 | 7 | 4 | 0 | 4 | 12 |
| vs. Saint Mary's | * | 22 | 1-5 | 0-1 | 0-2 | 1-3-4 | 1 | 8 | 2 | 0 | 0 | 2 |
| at Penn | * | 28 | 4-8 | 0-1 | 0-0 | 1-1-2 | 2 | 3 | 2 | 0 | 2 | 8 |
| CAL POLY | * | 22 | 5-9 | 1-4 | 0-0 | 0-2-2 | 3 | 5 | 1 | 0 | 1 | 11 |
| UTAH | * | 32 | 4-9 | 2-5 | 0-0 | 0-3-3 | 1 | 2 | 1 | 0 | 0 | 10 |
| UC IRVINE | * | 32 | 5-11 | 2-5 | 2-2 | 1-0-1 | 1 | 5 | 2 | 0 | 2 | 14 |
| at TCU | * | 28 | 7-10 | 2-2 | 1-1 | 1-1-2 | 3 | 2 | 3 | 0 | 0 | 17 |
| MERCER | * | 10 | 3-5 | 0-2 | 0-0 | 0-0-0 | 1 | 5 | 0 | 0 | 1 | 6 |
| DARTMOUTH | * | 25 | 4-6 | 1-3 | 0-0 | 0-1-1 | 1 | 3 | 2 | 0 | 2 | 9 |
| SAVANNAH STATE | * | 12 | 5-6 | 1-1 | 0-1 | 0-0-0 | 0 | 5 | 0 | 0 | 5 | 11 |
| at Texas | * | 31 | 3-10 | 1-3 | 0-0 | 0-1-1 | 1 | 1 | 0 | 0 | 0 | 7 |
| KANSAS | * | 31 | 1-6 | 1-3 | 3-4 | 0-2-2 | 4 | 6 | 2 | 1 | 2 | 6 |
| at Missouri | - | 16 | 0-3 | 0-3 | 0-0 | 0-1-1 | 1 | 3 | 1 | 0 | 1 | 0 |
| BAYLOR | - | 18 | 3-9 | 1-4 | 0-0 | 1-0-1 | 2 | 2 | 1 | 0 | 0 | 7 |
| at Oklahoma State | - | 36 | 6-12 | 4-5 | 0-0 | 0-2-2 | 1 | 6 | 1 | 0 | 1 | 16 |
| NEBRASKA | - | 25 | 3-8 | 1-3 | 2-2 | 0-2-2 | 4 | 4 | 4 | 0 | 2 | 9 |
| KANSAS STATE | * | 34 | 4-9 | 2-4 | 2-4 | 2-3-5 | 1 | 7 | 2 | 0 | 1 | 12 |
| at Iowa State | * | 31 | 6-14 | 4-8 | 0-0 | 0-4-4 | 3 | 2 | 4 | 0 | 2 | 16 |
| at Texas A&M | * | 35 | 5-9 | 3-5 | 3-4 | 0-3-3 | 1 | 3 | 4 | 0 | 0 | 16 |
| TEXAS TECH | * | 35 | 5-12 | 1-4 | 2-4 | 0-1-1 | 3 | 3 | 4 | 1 | 2 | 13 |
| OKLAHOMA | * | 36 | 2-7 | 1-3 | 1-2 | 0-3-3 | 1 | 6 | 1 | 0 | 0 | 6 |
| at Kansas State | * | 38 | 5-19 | 2-10 | 3-3 | 0-9-9 | 0 | 4 | 3 | 1 | 1 | 15 |
| at Nebraska | * | 32 | 3-11 | 2-6 | 0-0 | 1-5-6 | 0 | 5 | 1 | 0 | 1 | 8 |
| MISSOURI | * | 25 | 1-5 | 0-2 | 0-0 | 1-2-3 | 0 | 9 | 1 | 0 | 0 | 2 |
| at Kansas | * | 26 | 5-10 | 2-4 | 0-0 | 1-2-3 | 0 | 3 | 1 | 0 | 0 | 12 |
| IOWA STATE | - | 13 | 2-6 | 0-2 | 0-0 | 0-1-1 | 3 | 2 | 2 | 1 | 1 | 4 |
| vs. Baylor | * | 35 | 2-10 | 1-4 | 2-2 | 1-4-5 | 1 | 4 | 4 | 0 | 4 | 7 |
| vs. Texas A&M | * | 19 | 0-2 | 0-2 | 0-0 | 1-2-3 | 0 | 3 | 2 | 0 | 0 | 0 |
| OLD DOMINION | * | 25 | 2-5 | 0-1 | 0-0 | 2-2-4 | 0 | 5 | 1 | 1 | 1 | 4 |

2004-05 GAME-BY-GAME (SOPHOMORE YEAR)

| Game | GS | Min | FG | 3FG | FT | O-D-R | Pf | A | To | BL | ST | Pts |
|--------------------|----|-----|-------|-----|-----|---------|----|----|----|----|----|-----|
| CHARLESTON | - | 21 | 3-8 | 1-4 | 0-0 | 1-0-1 | 0 | 3 | 2 | 0 | 2 | 7 |
| at Michigan | - | 24 | 7-12 | 0-2 | 2-2 | 0-3-3 | 3 | 3 | 3 | 0 | 1 | 16 |
| NORTHWESTERN | * | 33 | 1-5 | 1-3 | 2-4 | 0-2-2 | 1 | 2 | 0 | 0 | 1 | 5 |
| at Oregon State | * | 35 | 12-16 | 2-4 | 3-4 | 1-2-3 | 3 | 4 | 4 | 0 | 2 | 29 |
| at California | * | 36 | 5-11 | 2-2 | 0-0 | 0-4-4 | 0 | 5 | 3 | 1 | 0 | 12 |
| COLORADO STATE | * | 34 | 6-15 | 2-7 | 8-8 | 1-2-3 | 1 | 5 | 0 | 1 | 2 | 22 |
| UMKC | * | 26 | 3-8 | 1-4 | 2-4 | 0-2-2 | 2 | 6 | 3 | 0 | 1 | 9 |
| RADFORD | * | 27 | 5-8 | 3-5 | 0-0 | 0-2-2 | 1 | 3 | 1 | 0 | 1 | 13 |
| GARDNER-WEBB | * | 35 | 7-10 | 5-5 | 3-5 | 0-3-3 | 0 | 3 | 1 | 0 | 2 | 22 |
| at Utah | * | 27 | 1-6 | 0-3 | 1-2 | 2-0-2 | 2 | 2 | 6 | 0 | 0 | 3 |
| at Richmond | - | 18 | 2-3 | 0-0 | 0-0 | 0-1-1 | 2 | 2 | 3 | 0 | 1 | 4 |
| at Oklahoma | - | 14 | 2-6 | 0-0 | 0-0 | 0-0-0 | 0 | 1 | 1 | 0 | 0 | 4 |
| NEBRASKA | * | 37 | 2-9 | 1-7 | 4-4 | 1-5-6 | 1 | 4 | 2 | 1 | 0 | 9 |
| KANSAS | * | 28 | 2-7 | 1-4 | 1-2 | 0-2-2 | 1 | 5 | 5 | 0 | 0 | 6 |
| at Baylor | * | 34 | 4-10 | 0-4 | 0-1 | 0-3-3 | 2 | 6 | 1 | 0 | 1 | 8 |
| at Iowa State | - | 29 | 2-7 | 1-4 | 0-0 | 0-2-2-4 | 1 | 4 | 2 | 0 | 0 | 5 |
| MISSOURI | - | 30 | 3-9 | 1-3 | 1-2 | 0-3-3 | 0 | 6 | 3 | 0 | 1 | 8 |
| OKLAHOMA STATE | - | 30 | 5-10 | 2-6 | 0-1 | 0-1-1 | 1 | 8 | 1 | 2 | 1 | 12 |
| at Texas Tech | * | 18 | 9-13 | 1-4 | 5-6 | 0-1-1 | 4 | 6 | 3 | 0 | 1 | 24 |
| at Kansas State | * | 36 | 6-13 | 3-8 | 2-3 | 0-4-4 | 1 | 8 | 4 | 1 | 1 | 17 |
| TEXAS | * | 38 | 6-16 | 3-8 | 2-4 | 1-3-4 | 0 | 4 | 0 | 0 | 2 | 17 |
| at Kansas | * | 33 | 4-14 | 1-5 | 1-1 | 0-3-3 | 3 | 2 | 5 | 2 | 2 | 10 |
| S. DAKOTA STATE | * | 31 | 4-8 | 1-3 | 2-3 | 0-0-0 | 1 | 10 | 1 | 0 | 4 | 11 |
| TEXAS A&M | * | 36 | 5-14 | 1-6 | 1-3 | 2-2-4 | 4 | 4 | 2 | 0 | 0 | 12 |
| KANSAS STATE | - | 20 | 1-7 | 0-3 | 2-2 | 2-1-3 | 0 | 5 | 2 | 0 | 1 | 4 |
| at Nebraska | * | 28 | 1-10 | 0-2 | 0-0 | 0-2-2 | 1 | 4 | 0 | 0 | 1 | 2 |
| IOWA STATE | * | 31 | 3-10 | 2-6 | 2-2 | 0-1-1 | 5 | 1 | 3 | 0 | 0 | 10 |
| vs. Texas | * | 35 | 4-12 | 3-6 | 3-4 | 0-3-3 | 3 | 5 | 2 | 1 | 1 | 14 |
| vs. Oklahoma State | * | 34 | 3-10 | 0-4 | 3-5 | 0-5-5 | 3 | 5 | 4 | 0 | 0 | 9 |

2003-04 GAME-BY-GAME (FRESHMAN YEAR)

| Game | GS | Min | FG | 3FG | FT | O-D-R | Pf | A | To | BL | ST | Pts |
|-------------------|----|-----|------|-----|-----|-------|----|---|----|----|----|-----|
| at Northwestern | - | 22 | 2-4 | 1-2 | 0-0 | 1-3-4 | 1 | 3 | 3 | 0 | 2 | 5 |
| at Pepperdine | - | 12 | 1-2 | 0-1 | 1-2 | 1-2-3 | 4 | 0 | 2 | 0 | 0 | 3 |
| at Cal Poly | - | 12 | 2-6 | 0-2 | 5-6 | 0-2-2 | 2 | 2 | 0 | 0 | 2 | 9 |
| OREGON STATE | - | 29 | 2-5 | 1-2 | 0-0 | 0-1-1 | 2 | 8 | 1 | 0 | 2 | 5 |
| CALIFORNIA | - | 23 | 8-12 | 4-6 | 2-5 | 0-1-1 | 1 | 1 | 1 | 0 | 3 | 22 |
| at Colorado State | - | 25 | 2-7 | 1-3 | 1-2 | 0-0-0 | 2 | 3 | 0 | 0 | 0 | 6 |
| TENN. STATE | - | 20 | 1-6 | 1-4 | 0-0 | 1-2-3 | 4 | 3 | 3 | 1 | 0 | 3 |
| UTAH | - | 23 | 1-4 | 0-2 | 0-0 | 0-1-1 | 3 | 1 | 2 | 1 | 0 | 2 |
| RICHMOND | - | 10 | 0-2 | 0-2 | 0-0 | 0-0-0 | 1 | 1 | 0 | 0 | 0 | 0 |
| KANSAS | - | 20 | 0-3 | 0-2 | 1-2 | 0-3-3 | 1 | 2 | 1 | 1 | 1 | 1 |
| SAVANNAH STATE | - | 12 | 0-1 | 0-0 | 3-4 | 0-1-1 | 0 | 1 | 0 | 0 | 0 | 3 |
| N. COLORADO | - | 18 | 3-7 | 2-4 | 0-0 | 1-2-3 | 2 | 2 | 0 | 0 | 2 | 8 |
| at Nebraska | - | 5 | 0-2 | 0-2 | 0-0 | 0-0-0 | 2 | 2 | 1 | 0 | 0 | 0 |
| IOWA STATE | - | 3 | 0-1 | 0-1 | 0-0 | 0-0-0 | 0 | 1 | 1 | 0 | 0 | 0 |
| at Oklahoma State | - | 3 | 0-1 | 0-1 | 0-0 | 0-1-1 | 1 | 0 | 0 | 0 | 0 | 0 |
| at Kansas | - | 20 | 2-6 | 0-2 | 1-2 | 0-2-2 | 1 | 3 | 2 | 0 | 1 | 5 |
| MISSOURI | - | 9 | 0-1 | 0-1 | 0-0 | 0-0-0 | 0 | 0 | 1 | 0 | 0 | 0 |
| BAYLOR | - | 4 | 1-2 | 1-2 | 0-0 | 0-1-1 | 0 | 0 | 0 | 0 | 0 | 3 |
| at Texas | - | 14 | 1-2 | 0-0 | 0-0 | 0-0-0 | 2 | 0 | 0 | 1 | 0 | 2 |
| KANSAS STATE | - | 22 | 3-6 | 2-4 | 0-4 | 0-2-2 | 1 | 2 | 0 | 0 | 0 | 8 |
| at Missouri | - | 22 | 4-4 | 3-3 | 1-4 | 0-1-1 | 3 | 2 | 1 | 0 | 1 | 12 |
| TEXAS TECH | - | 15 | 2-4 | 0-1 | 0-0 | 0-0-0 | 2 | 2 | 1 | 0 | 1 | 4 |
| at Kansas State | - | 17 | 3-6 | 3-5 | 0-1 | 1-1-2 | 1 | 0 | 2 | 0 | 0 | 9 |
| OKLAHOMA | - | 18 | | | | | | | | | | |



#11 CORY HIGGINS

GUARD, 6-5, 175
FRESHMAN
DANVILLE, CALIF.
(MONTE VISTA HS
THE PENDLETON SCHOOL
[BRADENTON, FLA.]



SEASON BESTS

Points

Season 15 twice
 Big 12 15 at Texas A&M (Jan. 12)

Field Goals

Season 7 Grambling State (Dec. 29)
 Big 12 6 at Texas A&M (Jan. 12)

Field Goals Attempts

Season 11 Grambling State (Dec. 29)
 Big 12 10 three times

3-Pointers Made

Season 2 seven times
 Big 12 2 four times

3-Point Attempts

Season 4 six times
 Big 12 4 four times

Free Throws

Season 6 at Oklahoma State (Feb. 6)
 Big 12 6 at Oklahoma State (Feb. 6)

Free Throw Attempts

Season 7 at Oklahoma State (Feb. 6)
 Big 12 7 at Oklahoma State (Feb. 6)

Rebounds

Season 8 at Texas (Jan. 19)
 Big 12 8 at Texas (Jan. 19)

Offensive Rebounds

Season 2 three times
 Big 12 2 three times

Defensive Rebounds

Season 8 at Texas (Jan. 19)
 Big 12 8 at Texas (Jan. 19)

Assists

Season 7 at Colorado State (Dec. 22)
 Big 12 4 Oklahoma (Feb. 9)

Steals

Season 5 at Iowa State (Jan. 29)
 Big 12 5 at Iowa State (Jan. 29)

Blocks

Season 2 Grambling State (Dec. 29)
 Big 12 1 Kansas State (Jan. 23)

Minutes

Season 39 twice
 Big 12 39 twice

2007-08 GAME-BY-GAME (FRESHMAN YEAR)

| Game | GS | Min | FGs | 3FGs | FTs | O-D-Reb | Pf | A | To | BL | ST | Pts | |
|--------------------|----|-----|------|------|-----|---------|----|---|----|----|----|-----|----|
| NEW MEXICO | * | 37 | 3-7 | 1-3 | 3-4 | 0-5 | 5 | 3 | 2 | 1 | 1 | 3 | 10 |
| vs. Florida A&M | * | 31 | 3-5 | 2-4 | 2-2 | 0-2 | 2 | 3 | 1 | 2 | 0 | 0 | 10 |
| vs. Savannah State | * | 19 | 1-3 | 0-2 | 1-2 | 0-1 | 1 | 3 | 0 | 4 | 0 | 1 | 3 |
| at Wisconsin | * | 33 | 1-4 | 0-1 | 0-0 | 0-3 | 3 | 0 | 1 | 1 | 1 | 3 | 2 |
| COLO. CHRISTIAN | * | 25 | 3-7 | 0-2 | 0-0 | 0-4 | 4 | 2 | 1 | 2 | 0 | 1 | 6 |
| at Denver | * | 29 | 1-3 | 0-0 | 4-4 | 1-3 | 4 | 0 | 2 | 3 | 0 | 1 | 6 |
| at Air Force | * | 32 | 3-7 | 0-2 | 1-3 | 1-2 | 3 | 3 | 5 | 2 | 0 | 0 | 7 |
| STANFORD | * | 34 | 4-7 | 2-4 | 0-0 | 0-6 | 6 | 2 | 0 | 3 | 1 | 0 | 10 |
| at Wyoming | * | 20 | 3-8 | 1-3 | 0-0 | 0-5 | 5 | 4 | 2 | 2 | 0 | 1 | 7 |
| NEW ORLEANS | * | 31 | 4-7 | 2-2 | 0-0 | 1-4 | 5 | 0 | 2 | 1 | 1 | 1 | 10 |
| at Colorado State | * | 34 | 5-7 | 1-2 | 2-4 | 0-3 | 3 | 2 | 7 | 4 | 1 | 2 | 13 |
| GRAMBLING STATE | * | 28 | 7-11 | 1-1 | 0-0 | 1-3 | 4 | 1 | 6 | 2 | 2 | 3 | 15 |
| SMU | * | 36 | 2-5 | 0-3 | 0-1 | 0-5 | 5 | 1 | 1 | 0 | 1 | 1 | 4 |
| TULSA | * | 36 | 1-6 | 0-3 | 0-1 | 0-1 | 1 | 2 | 3 | 0 | 0 | 0 | 2 |
| at Texas A&M | * | 37 | 6-10 | 2-4 | 1-2 | 1-4 | 5 | 3 | 3 | 0 | 0 | 1 | 15 |
| NEBRASKA | * | 35 | 5-10 | 2-4 | 1-2 | 2-4 | 6 | 1 | 1 | 1 | 0 | 0 | 13 |
| at Texas | * | 33 | 2-4 | 2-4 | 2-2 | 0-8 | 8 | 3 | 3 | 2 | 0 | 1 | 8 |
| KANSAS STATE | * | 34 | 3-6 | 2-3 | 2-4 | 2-2 | 4 | 1 | 1 | 4 | 1 | 1 | 10 |
| MISSOURI | * | 38 | 1-3 | 0-1 | 5-6 | 2-3 | 5 | 1 | 3 | 3 | 0 | 3 | 7 |
| at Iowa State | * | 33 | 1-8 | 0-4 | 2-2 | 1-1 | 2 | 4 | 1 | 3 | 0 | 5 | 4 |
| KANSAS | * | 39 | 5-10 | 1-2 | 0-0 | 1-1 | 2 | 3 | 3 | 1 | 0 | 1 | 11 |
| at Oklahoma State | * | 38 | 2-5 | 1-3 | 6-7 | 1-3 | 4 | 4 | 2 | 1 | 0 | 1 | 11 |
| OKLAHOMA | * | 39 | 2-5 | 1-1 | 4-4 | 0-7 | 7 | 2 | 4 | 1 | 0 | 1 | 9 |
| at Kansas | * | 35 | 3-6 | 1-2 | 2-2 | 1-4 | 5 | 2 | 3 | 4 | 0 | 1 | 9 |

2007-08 (Freshman)

- started all 24 games; averaging 32.8 minutes a game
- Averaging 8.4 ppg., 4.1 rpg., tied for third on team in 3-pointers (22)
- season-high 39 minutes against Oklahoma and Kansas
- Season-best eight rebounds (defensive) at Texas; five steals at Iowa State
- Led CU in scoring tying season-best 15 points at Texas A&M with pair of 3-pointers
- Also led CU in scoring in home win over Nebraska (13 points)
- season-best seven assists at Colorado State
- scoring double-digits 11 times; assists (7 times), rebounds (4 times), blocks (twice)
- Made his first collegiate start (33 minutes) against New Mexico in the season opener; scoring 10 points with five rebounds, three steals

HIGH SCHOOL (Monte Vista High School)

Lettered four years • Was first-team **All-East Bay Athletic League** and league most valuable player as a junior • Helped lead the Mustangs to a 27-4 record as senior and averaged 21 points per game • High school team went 69-15 (.821) over three seasons • Was named to the all-tourney team of the National Prep School Invitational and the Torrey Pines Classic • Member of the E.B.A.L. Championship team and Torrey Pines championship team in 2006 • Was a member of the 2007 AAU Elite Basketball Organization (EBO) Spring Showcase championship team in Las Vegas • Also averaged 18 points per game during his junior year.

ACADEMICS: Intended college major is business.

PERSONAL: Born Courdon Higgins on June 14, 1989 in Danville, Calif. • Son of Rod and Concetta Higgins • Is the youngest of two children • Has an older brother, Rick, a freshman on the Cal Poly basketball team • Father played basketball for Fresno State and played in the NBA for 13 years with the Bulls, Kings, Warriors and Cavaliers (1982-1995), and currently serves as the Charlotte Bobcats General Manager • Lists being able to play with his brother, Rick as his biggest moment from high school.

FAVORITES: • **T.V. Show:** SportsCenter; **Food:** Steak; **Sport to play other than basketball:** Football; **NBA Team:** Charlotte Bobcats; **NBA Player** (current or all-time): Rod Higgins; **Pro team other than basketball:** Oakland Raiders; **Thing about CU or living in Boulder:** the mountains; **What impresses you about Coach Bzdelik:** his focus.



#12

DWIGHT THORNE II**GUARD, 6-3, 180****SOPHOMORE, 1L****ARLINGTON, TEXAS/MARTIN HS****PERSONAL BESTS****Points**

| | | |
|--------|----|------------------------------|
| Season | 13 | Colorado Christian (Nov. 20) |
| Big 12 | 8 | at Texas (Jan. 19) |
| Career | 13 | Colorado Christian (Nov. 20) |

Field Goals

| | | |
|--------|---|------------------------------|
| Season | 5 | Colorado Christian (Nov. 20) |
| Big 12 | 3 | twice |
| Career | 5 | Colorado Christian (Nov. 20) |

Field Goals Attempts

| | | |
|--------|---|-----------------|
| Season | 6 | Kansas (Feb. 1) |
| Big 12 | 6 | five times |
| Career | 6 | five times |

3-Point Field Goals

| | | |
|--------|---|--------------------|
| Season | 2 | twice |
| Big 12 | 2 | at Texas (Jan. 19) |
| Career | 2 | at Texas (Jan. 19) |

3-Point Field Goal Attempts

| | | |
|--------|---|--------------------|
| Season | 3 | at Texas (Jan. 19) |
| Big 12 | 4 | twice |
| Career | 4 | four times |

Free Throws

| | | |
|--------|---|-------------------|
| Season | 4 | Oklahoma (Feb. 9) |
| Big 12 | 4 | Oklahoma (Feb. 9) |
| Career | 4 | Oklahoma (Feb. 9) |

Free Throws Attempts

| | | |
|--------|---|-------------------|
| Season | 4 | Oklahoma (Feb. 9) |
| Big 12 | 4 | Oklahoma (Feb. 9) |
| Career | 4 | Oklahoma (Feb. 9) |

Rebounds

| | | |
|--------|---|------------------------------|
| Season | 6 | Colorado Christian (Nov. 20) |
| Big 12 | 4 | Kansas (Feb. 2) |
| Career | 6 | Colorado Christian (Nov. 20) |

Offensive Rebounds

| | | |
|--------|---|-------------|
| Season | 2 | twice |
| Big 12 | 1 | three times |
| Career | 2 | twice |

Defensive Rebounds

| | | |
|--------|---|------------------------------|
| Season | 6 | Colorado Christian (Nov. 20) |
| Big 12 | 3 | twice |
| Career | 6 | Colorado Christian (Nov. 20) |

Assists

| | | |
|--------|---|------------------------------|
| Season | 5 | Colorado Christian (Nov. 20) |
| Big 12 | 3 | Kansas State (Feb. 24, 2007) |
| Career | 5 | twice |

Steals

| | | |
|--------|---|-----------------|
| Season | 2 | twice |
| Big 12 | 2 | Kansas (Feb. 1) |
| Career | 2 | three times |

Blocks

| | | |
|--------|---|--------------------|
| Season | 1 | twice |
| Big 12 | 1 | at Texas (Jan. 19) |
| Career | 1 | three times |

Minutes

| | | |
|--------|----|------------------------------|
| Season | 28 | Colorado Christian (Nov. 20) |
| Big 12 | 25 | Kansas (Feb. 1) |
| Career | 28 | Colorado Christian (Nov. 20) |

2007-08 GAME-BY-GAME (SOPHOMORE YEAR)

| Game | GS | Min | FGs | 3FGs | FTs | O-D-Reb | Pf | A | To | BL | ST | Pts | |
|--------------------|----|-----|-----|------|-----|---------|----|---|----|----|----|-----|---|
| NEW MEXICO | - | 11 | 1-2 | 0-1 | 0-0 | 0-0 | 0 | 2 | 0 | 1 | 0 | 0 | 2 |
| vs. Florida A&M | - | 18 | 2-4 | 0-2 | 2-2 | 0-0 | 0 | 1 | 1 | 2 | 0 | 0 | 6 |
| vs. Savannah State | - | 11 | 1-3 | 0-2 | 0-0 | 0-0 | 0 | 0 | 0 | 2 | 0 | 0 | 2 |
| at Wisconsin | - | | | | | | | | | | | | did not play |
| COLO. CHRISTIAN | - | 28 | 5-5 | 1-1 | 2-2 | 0-6 | 6 | 3 | 5 | 2 | 1 | 2 | 13 |
| at Denver | - | 14 | 1-3 | 0-2 | 0-0 | 0-1 | 1 | 0 | 1 | 0 | 0 | 1 | 2 |
| at Air Force | - | 9 | 0-1 | 0-1 | 0-0 | 0-0 | 0 | 1 | 0 | 1 | 0 | 0 | 0 |
| STANFORD | - | 7 | 0-0 | 0-0 | 0-0 | 0-0 | 0 | 0 | 1 | 0 | 0 | 0 | 0 |
| at Wyoming | - | 24 | 2-5 | 0-2 | 2-2 | 2-1 | 3 | 2 | 2 | 2 | 0 | 0 | 6 |
| NEW ORLEANS | - | 15 | 0-1 | 0-0 | 0-0 | 1-1 | 2 | 0 | 0 | 1 | 0 | 0 | 0 |
| at Colorado State | - | 14 | 1-3 | 0-1 | 0-0 | 0-2 | 2 | 0 | 1 | 1 | 0 | 0 | 2 |
| GRAMBLING STATE | - | 17 | 3-5 | 1-1 | 3-3 | 2-3 | 5 | 1 | 1 | 0 | 0 | 1 | 10 |
| SMU | - | | | | | | | | | | | | injured - did not play (deep right knee bruise) |
| TULSA | - | | | | | | | | | | | | injured - did not play (deep right knee bruise) |
| at Texas A&M | - | 5 | 0-1 | 0-1 | 0-0 | 0-0 | 0 | 0 | 1 | 0 | 0 | 0 | 0 |
| NEBRASKA | - | 5 | 0-0 | 0-0 | 0-0 | 0-0 | 0 | 0 | 1 | 0 | 0 | 0 | 0 |
| at Texas | - | 17 | 2-5 | 2-3 | 2-2 | 1-1 | 2 | 1 | 0 | 1 | 1 | 0 | 8 |
| KANSAS STATE | - | 7 | 0-1 | 0-0 | 0-0 | 0-1 | 1 | 3 | 0 | 0 | 0 | 0 | 0 |
| MISSOURI | - | 14 | 0-3 | 0-1 | 0-0 | 1-0 | 1 | 0 | 2 | 0 | 0 | 0 | 0 |
| at Iowa State | - | 13 | 0-0 | 0-0 | 0-0 | 0-0 | 0 | 0 | 1 | 0 | 0 | 0 | 0 |
| KANSAS | * | 25 | 2-6 | 1-2 | 1-3 | 1-3 | 4 | 3 | 2 | 3 | 0 | 2 | 6 |
| at Oklahoma State | * | 16 | 1-4 | 1-3 | 0-0 | 0-1 | 1 | 1 | 0 | 0 | 0 | 1 | 3 |
| OKLAHOMA | * | 20 | 1-2 | 1-2 | 4-4 | 0-0 | 0 | 1 | 1 | 0 | 0 | 0 | 7 |
| at Kansas | * | 21 | 0-1 | 0-1 | 0-0 | 0-0 | 0 | 1 | 2 | 1 | 0 | 2 | 0 |

2006-07 GAME-BY-GAME (FRESHMAN YEAR)

| Game | GS | Min | FGs | 3FGs | FTs | O-D-Reb | Pf | A | To | BL | ST | Pts | |
|-------------------|----|-----|-----|------|-----|---------|----|---|----|----|----|-----|---|
| DENVER | - | 14 | 1-3 | 0-2 | 0-0 | 0-0 | 0 | 1 | 1 | 1 | 0 | 2 | 2 |
| at New Mexico | - | 19 | 0-5 | 0-4 | 0-0 | 0-1 | 1 | 3 | 2 | 0 | 1 | 0 | 0 |
| AIR FORCE | - | 20 | 0-2 | 0-1 | 1-2 | 0-5 | 5 | 2 | 2 | 3 | 0 | 0 | 1 |
| at Utah | - | 8 | 0-0 | 0-0 | 0-0 | 0-2 | 2 | 0 | 0 | 0 | 0 | 0 | 0 |
| WYOMING | - | 5 | 0-1 | 0-1 | 0-0 | 0-0 | 0 | 0 | 0 | 0 | 0 | 0 | 0 |
| at UNC Wilmington | - | 20 | 0-4 | 0-4 | 0-0 | 0-2 | 2 | 2 | 3 | 3 | 0 | 0 | 0 |
| NORTHERN COLO | - | 9 | 0-2 | 0-2 | 1-2 | 0-2 | 2 | 1 | 1 | 2 | 0 | 1 | 1 |
| PEPPERDINE | - | 11 | 0-1 | 0-1 | 0-0 | 0-1 | 1 | 0 | 5 | 2 | 0 | 1 | 0 |
| COLORADO STATE | - | 5 | 0-1 | 0-0 | 2-2 | 1-0 | 1 | 0 | 0 | 0 | 0 | 1 | 2 |
| CENTRAL FLORIDA | - | 13 | 0-1 | 0-0 | 2-2 | 0-2 | 2 | 1 | 1 | 1 | 0 | 1 | 2 |
| TEXAS | - | 10 | 1-3 | 0-2 | 0-1 | 0-0 | 0 | 2 | 2 | 2 | 0 | 0 | 2 |
| at Oklahoma | - | 24 | 2-4 | 1-2 | 0-1 | 0-2 | 2 | 3 | 2 | 3 | 0 | 0 | 5 |
| TEXAS A&M | - | 22 | 1-4 | 1-3 | 0-0 | 0-2 | 2 | 4 | 2 | 0 | 0 | 0 | 3 |
| IOWA STATE | - | 21 | 3-4 | 1-2 | 0-0 | 0-2 | 2 | 1 | 0 | 1 | 0 | 0 | 7 |
| at Nebraska | - | 22 | 1-4 | 1-4 | 0-0 | 0-2 | 2 | 0 | 0 | 1 | 0 | 0 | 3 |
| MISSOURI | - | 17 | 1-6 | 0-4 | 0-0 | 0-1 | 1 | 1 | 0 | 1 | 0 | 1 | 2 |
| at Kansas | - | 7 | 1-1 | 1-1 | 2-2 | 0-2 | 2 | 0 | 1 | 1 | 0 | 1 | 5 |
| at Baylor | - | 17 | 2-6 | 1-3 | 2-2 | 0-0 | 0 | 2 | 1 | 1 | 0 | 1 | 7 |
| OKLAHOMA STATE | - | 4 | 0-1 | 0-0 | 0-0 | 0-0 | 0 | 0 | 1 | 0 | 0 | 0 | 0 |
| at Kansas State | - | 5 | 0-1 | 0-1 | 0-0 | 0-0 | 0 | 1 | 1 | 0 | 0 | 1 | 5 |
| KANSAS | * | 18 | 1-5 | 0-3 | 1-2 | 0-1 | 1 | 1 | 1 | 1 | 0 | 0 | 3 |
| at Texas Tech | * | 22 | 3-6 | 0-1 | 0-0 | 0-0 | 0 | 2 | 0 | 2 | 0 | 0 | 6 |
| at Iowa State | - | 7 | 0-2 | 0-1 | 0-0 | 0-0 | 0 | 2 | 0 | 0 | 0 | 0 | 0 |
| KANSAS STATE | - | 16 | 2-6 | 1-2 | 0-0 | 0-0 | 0 | 1 | 3 | 0 | 0 | 0 | 5 |
| at Missouri | - | 12 | 1-3 | 0-1 | 0-0 | 0-3 | 3 | 3 | 2 | 1 | 0 | 0 | 2 |
| NEBRASKA | - | 8 | 0-0 | 0-0 | 0-0 | 0-1 | 1 | 1 | 1 | 0 | 0 | 1 | 0 |
| vs. Texas Tech | - | 12 | 0-1 | 0-1 | 0-0 | 1-0 | 1 | 2 | 1 | 2 | 0 | 0 | 0 |

SUMMER 2007: Selected to play with 10 current and former college basketball players on a one-week competitive tour in August against professional teams in Germany; Team USA won six of its games averaging 98 points; average margin of victory was 35 points.

2006-07 (freshman): Played in all 27 games with two starts; One of eight players who played all 27 games

- Averaged 2.1 points, 1.2 assists and 1.2 rebounds per game
- Scored a season-high seven points, twice, Iowa State (Jan. 17) and at Baylor (Jan. 30)
- Led the team in assists twice; season-best five assists against Pepperdine (Dec. 4)
- Played over 20 minutes, seven times
- 11-for-16 (.688) from the free throw line and a 3-pointer in seven of 16 Big 12 games

MARTIN HS: Averaged 18.6 points, 6.8 rebounds, 4.6 assists a game as a senior

- Became the first player in the 22-year history to play on the varsity all four years
- Biggest moment of high school career was making two free throws with no time remaining to clinch the school's district championship during his sophomore year
- Two-time school most valuable player (junior and senior years)

ACADEMICS: College major is business.



#13
XAVIER SILAS
GUARD, 6-5, 195
SOPHOMORE, 1L
AUSTIN, TEXAS
STEPHEN F. AUSTIN HS
BREWSTER ACADEMY
[WOLFEBORO, N.H.]



PERSONAL BESTS

Points

Season 24 vs. Florida A&M (Nov. 15)
 Big 12 23 at Baylor (Jan. 30, 2007)
 Career 23 at Baylor (Jan. 30, 2007)

Field Goals

Season 8 vs. Florida A&M (Nov. 15)
 Big 12 9 at Baylor (Jan. 30, 2007)
 Career 9 at Baylor (Jan. 30, 2007)

Field Goals Attempts

Season 13 at Texas (Jan. 19)
 Big 12 17 at Baylor (Jan. 30, 2007)
 Career 17 at Baylor (Jan. 30, 2007)

3-Pointers Made

Season 4 at Colorado State (Dec. 22)
 Big 12 4 three times
 Career 4 four times

3-Point Attempts

Season 6 at Wyoming (Dec. 8)
 Big 12 9 Texas (Jan. 6, 2007)
 Career 9 Texas (Jan. 6, 2007)

Free Throws

Season 6 New Orleans (Dec. 12)
 Big 12 5 at Texas (Jan. 19)
 Career 8 Northern Colorado (Dec. 2, 2007)

Free Throws Attempts

Season 9 vs. Florida A&M (Nov. 15)
 Big 12 9 Iowa State (Jan. 17, 2007)
 Career 9 three times

Rebounds

Season 9 Nebraska (Jan. 15)
 Big 12 9 Nebraska (Jan. 15)
 Career 9 Nebraska (Jan. 15)

Offensive Rebounds

Season 3 twice
 Big 12 4 Texas A&M (Jan. 13, 2007)
 Career 4 Texas A&M (Jan. 13, 2007)

Defensive Rebounds

Season 7 Nebraska (Jan. 15)
 Big 12 7 Nebraska (Jan. 15)
 Career 7 Nebraska (Jan. 15)

Assists

Season 5 vs. Florida A&M (Nov. 15)
 Big 12 4 at Texas A&M (Jan. 12)
 Career 5 vs. Florida A&M (Nov. 15)

Steals

Season 3 Savannah State (Nov. 16)
 Big 12 3 at Baylor (Jan. 30, 2007)
 Career 3 three times

Blocked Shots

Season 2 at Oklahoma State (Feb. 6)
 Big 12 2 at Oklahoma State (Feb. 6)
 Career 2 at Oklahoma State (Feb. 6)

Minutes

Season 38 at Texas (Jan. 19)
 Big 12 38 at Texas (Jan. 19)
 Career 38 at Texas (Jan. 19)

2007-08 GAME-BY-GAME (SOPHOMORE YEAR)


| Game | GS | Min | FG | 3FG | FT | O-D-R | Pf | A | To | BL | ST | Pts |
|--------------------|---|-----|------|-----|-----|-------|----|---|----|----|----|-----|
| NEW MEXICO | * | 29 | 3-12 | 1-4 | 2-4 | 2-3 5 | 3 | 1 | 2 | 0 | 0 | 9 |
| vs. Florida A&M | * | 33 | 8-11 | 3-5 | 5-9 | 3-0 3 | 0 | 5 | 1 | 1 | 1 | 24 |
| vs. Savannah State | * | 35 | 3-6 | 1-4 | 1-3 | 0-3 3 | 3 | 4 | 4 | 0 | 3 | 8 |
| at Wisconsin | * | 35 | 4-6 | 2-2 | 3-4 | 0-0 0 | 3 | 1 | 2 | 0 | 0 | 13 |
| COLO. CHRISTIAN | did not play - injured (lower left leg contusion) | | | | | | | | | | | |
| at Denver | * | 29 | 1-9 | 0-2 | 5-8 | 2-1 3 | 2 | 2 | 0 | 0 | 1 | 7 |
| at Air Force | * | 29 | 1-5 | 0-3 | 0-0 | 0-3 3 | 0 | 2 | 2 | 0 | 0 | 2 |
| STANFORD | * | 26 | 1-2 | 0-0 | 1-2 | 0-2 2 | 2 | 1 | 3 | 0 | 0 | 3 |
| at Wyoming | * | 34 | 3-11 | 1-6 | 2-4 | 0-4 4 | 5 | 1 | 2 | 0 | 2 | 9 |
| NEW ORLEANS | * | 34 | 2-7 | 0-1 | 6-7 | 0-1 1 | 3 | 0 | 1 | 0 | 0 | 10 |
| at Colorado State | * | 32 | 6-8 | 4-5 | 0-0 | 1-0 1 | 2 | 1 | 2 | 0 | 1 | 16 |
| GRAMBLING STATE | * | 25 | 3-9 | 1-4 | 3-4 | 2-3 5 | 2 | 3 | 2 | 0 | 2 | 10 |
| SMU | * | 31 | 5-12 | 1-4 | 4-5 | 1-2 3 | 1 | 1 | 3 | 0 | 1 | 15 |
| TULSA | * | 32 | 5-6 | 2-2 | 1-4 | 3-1 4 | 2 | 1 | 1 | 0 | 2 | 13 |
| at Texas A&M | * | 36 | 6-12 | 1-3 | 1-2 | 1-3 4 | 2 | 4 | 2 | 1 | 1 | 14 |
| NEBRASKA | * | 33 | 2-8 | 0-1 | 4-5 | 2-7 9 | 1 | 0 | 3 | 0 | 0 | 8 |
| at Texas | * | 38 | 5-13 | 0-5 | 5-5 | 0-4 4 | 4 | 2 | 1 | 1 | 0 | 15 |
| KANSAS STATE | * | 31 | 3-10 | 1-2 | 2-3 | 1-4 5 | 4 | 2 | 4 | 0 | 1 | 9 |
| MISSOURI | * | 27 | 1-8 | 0-3 | 3-5 | 0-0 0 | 0 | 2 | 2 | 0 | 2 | 5 |
| at Iowa State | * | 24 | 0-3 | 0-2 | 3-4 | 0-2 2 | 4 | 1 | 5 | 0 | 0 | 3 |
| KANSAS | did not play (coach decision) | | | | | | | | | | | |
| at Oklahoma State | - | 21 | 3-4 | 1-2 | 1-2 | 0-1 1 | 5 | 0 | 0 | 2 | 0 | 8 |
| OKLAHOMA | - | 20 | 1-5 | 0-0 | 4-4 | 1-4 5 | 1 | 1 | 2 | 0 | 0 | 6 |
| at Kansas | - | 18 | 1-6 | 1-2 | 4-4 | 2-0 2 | 1 | 0 | 1 | 0 | 1 | 7 |

2006-07 GAME-BY-GAME (FRESHMAN YEAR)

| Game | GS | Min | FG | 3FG | FT | O-D-R | Pf | A | To | BL | ST | Pts |
|-------------------|------------------------|-----|------|-----|-----|-------|----|---|----|----|----|-----|
| DENVER | - | 16 | 1-8 | 0-2 | 2-3 | 0-4 4 | 1 | 1 | 3 | 0 | 0 | 4 |
| at New Mexico | - | 27 | 6-14 | 0-4 | 2-4 | 2-3 5 | 4 | 2 | 1 | 1 | 1 | 14 |
| AIR FORCE | - | 24 | 3-10 | 2-7 | 0-0 | 1-1 2 | 4 | 1 | 0 | 0 | 0 | 8 |
| at Utah | - | 30 | 3-5 | 1-1 | 0-0 | 1-2 3 | 1 | 3 | 1 | 0 | 0 | 7 |
| WYOMING | - | 31 | 3-12 | 1-6 | 4-7 | 0-2 2 | 2 | 0 | 1 | 1 | 0 | 11 |
| at UNC Wilmington | - | 27 | 2-6 | 2-4 | 0-0 | 1-2 3 | 3 | 3 | 0 | 0 | 3 | 6 |
| NORTHERN COLO. | * | 34 | 4-8 | 1-2 | 8-9 | 2-1 3 | 2 | 2 | 1 | 1 | 0 | 17 |
| PEPPERDINE | * | 35 | 8-16 | 2-5 | 1-2 | 2-1 3 | 4 | 1 | 3 | 1 | 2 | 19 |
| COLORADO STATE | * | 36 | 2-9 | 1-4 | 0-0 | 0-3 3 | 3 | 2 | 3 | 1 | 2 | 5 |
| CENTRAL FLORIDA | * | 24 | 1-4 | 1-2 | 3-4 | 3-4 7 | 5 | 4 | 5 | 1 | 0 | 6 |
| TEXAS | * | 37 | 6-15 | 4-9 | 1-2 | 1-1 2 | 2 | 3 | 3 | 0 | 0 | 17 |
| at Oklahoma | * | 30 | 1-6 | 1-3 | 4-4 | 3-2 5 | 4 | 3 | 4 | 0 | 0 | 7 |
| TEXAS A&M | * | 36 | 4-10 | 0-3 | 3-4 | 4-2 6 | 0 | 0 | 1 | 0 | 1 | 11 |
| IOWA STATE | * | 22 | 6-9 | 4-5 | 3-9 | 1-4 5 | 3 | 0 | 4 | 1 | 0 | 19 |
| at Nebraska | * | 34 | 5-12 | 2-7 | 1-2 | 1-6 7 | 1 | 0 | 1 | 0 | 1 | 13 |
| MISSOURI | * | 35 | 6-12 | 1-3 | 3-3 | 3-3 6 | 3 | 3 | 3 | 0 | 1 | 16 |
| at Kansas | * | 31 | 3-10 | 2-6 | 1-2 | 0-1 1 | 2 | 3 | 5 | 1 | 1 | 9 |
| at Baylor | * | 35 | 9-17 | 4-7 | 1-4 | 3-3 6 | 4 | 3 | 5 | 0 | 3 | 23 |
| OKLAHOMA STATE | * | 32 | 3-11 | 1-6 | 2-3 | 1-3 4 | 2 | 0 | 3 | 1 | 0 | 9 |
| at Kansas State | * | 32 | 5-12 | 2-6 | 4-4 | 0-2 2 | 4 | 0 | 10 | 0 | 0 | 16 |
| KANSAS | - | 28 | 3-13 | 2-6 | 3-4 | 3-3 6 | 3 | 1 | 3 | 0 | 2 | 15 |
| at Texas Tech | * | 31 | 5-10 | 3-5 | 1-2 | 1-1 2 | 3 | 3 | 2 | 0 | 0 | 14 |
| at Iowa State | did not play - injured | | | | | | | | | | | |
| KANSAS STATE | - | 26 | 5-9 | 3-5 | 4-4 | 0-1 1 | 4 | 1 | 1 | 0 | 0 | 17 |
| at Missouri | * | 32 | 4-10 | 3-6 | 4-4 | 1-3 4 | 2 | 2 | 2 | 0 | 2 | 15 |
| NEBRASKA | * | 11 | 3-4 | 1-1 | 0-0 | 0-1 1 | 2 | 1 | 0 | 0 | 0 | 7 |
| vs. Texas Tech | did not play | | | | | | | | | | | |

2007-08 (sophomore year)

- started 18 games; missed one game with injury
- tallied nine games with 10 or more points
- seven of his last 10 games scored 10 or points; during that span scored 16 points in road win at Colorado State
- career-best nine rebounds in home win against Nebraska
- 12 games with at least 30+ minutes
- led team in scoring with a career-best 24 points vs. Florida A&M



#21 CALEB PATTERSON

CENTER, 6-11, 225
FRESHMAN
RINGWOOD, OKLA.
(RINGWOOD HS)



PERSONAL BESTS

Points

Season 7 Colorado Christian (Nov. 20)
Big 12 -

Field Goals

Season 3 Colorado Christian (Nov. 20)
Big 12 -

Field Goals Attempts

Season 6 Grambling State (Dec. 29)
Career 3 at Oklahoma State (Feb. 6)

3-Pointers Made

Season 1 at Wisconsin (Nov. 17)
Big 12 -

3-Point Attempts

Season 3 Stanford (Dec. 2)
Big 12 2 twice

Free Throws

Season 2 at Air Force (Nov. 29)
Big 12 -

Free Throw Attempts

Season 2 twice
Career -

Rebounds

Season 5 Colorado Christian (Nov. 20)
Big 12 2 at Kansas (Feb. 16)

Offensive Rebounds

Season 2 Grambling State (Dec. 29)
Big 12 1 at Oklahoma State (Feb. 6)

Defensive Rebounds

Season 5 Colorado Christian (Nov. 20)
Big 12 2 at Kansas (Feb. 16)

Assists

Season 2 Grambling State (Dec. 29)
Big 12 1 at Oklahoma State (Feb. 6)

Steals

Season 1 twice
Big 12 -

Blocks

Season 2 New Orleans (Dec. 12)
Big 12 -

Minutes

Season 22 Colorado Christian (Nov. 20)
Big 12 9 at Oklahoma State (Feb. 6)

2007-08 GAME-BY-GAME (FRESHMAN YEAR)

| Game | GS | Min | FG | 3FG | FT | O-D-R | Pf | A | To | BL | ST | Pts |
|--------------------|--------------|-----|-----|-----|-----|-------|----|---|----|----|----|-----|
| NEW MEXICO | did not play | | | | | | | | | | | |
| vs. Florida A&M | - | 4 | 1-2 | 0-0 | 1-1 | 0-1 1 | 0 | 0 | 0 | 1 | 0 | 3 |
| vs. Savannah State | did not play | | | | | | | | | | | |
| at Wisconsin | - | 11 | 1-2 | 1-1 | 0-0 | 0-3 3 | 0 | 0 | 3 | 0 | 0 | 3 |
| COLO CHRISTIAN | * | 22 | 3-5 | 0-1 | 1-1 | 0-5 5 | 3 | 0 | 2 | 1 | 1 | 7 |
| at Denver | - | 5 | 0-1 | 0-0 | 0-0 | 0-0 0 | 1 | 0 | 0 | 0 | 1 | 0 |
| at Air Force | - | 9 | 1-2 | 0-1 | 2-2 | 0-0 0 | 2 | 0 | 1 | 0 | 0 | 4 |
| STANFORD | - | 19 | 0-4 | 0-3 | 0-0 | 0-2 2 | 1 | 0 | 0 | 1 | 0 | 0 |
| at Wyoming | - | 3 | 0-0 | 0-0 | 0-0 | 0-0 0 | 0 | 0 | 0 | 1 | 0 | 0 |
| NEW ORLEANS | - | 5 | 0-1 | 0-1 | 0-0 | 0-1 1 | 0 | 0 | 1 | 2 | 0 | 0 |
| at Colorado State | did not play | | | | | | | | | | | |
| GRAMBLING STATE | - | 9 | 0-6 | 0-1 | 1-2 | 2-2 4 | 0 | 2 | 0 | 0 | 0 | 1 |
| SMU | did not play | | | | | | | | | | | |
| TULSA | did not play | | | | | | | | | | | |
| at Texas A&M | - | 3 | 0-0 | 0-0 | 0-0 | 0-0 0 | 2 | 0 | 1 | 0 | 0 | 0 |
| NEBRASKA | did not play | | | | | | | | | | | |
| at Texas | did not play | | | | | | | | | | | |
| KANSAS STATE | did not play | | | | | | | | | | | |
| MISSOURI | did not play | | | | | | | | | | | |
| at Iowa State | did not play | | | | | | | | | | | |
| KANSAS | - | 5 | 0-0 | 0-0 | 0-0 | 0-0-0 | 2 | 0 | 0 | 0 | 0 | 0 |
| at Oklahoma State | - | 9 | 0-3 | 0-2 | 0-0 | 1-0-1 | 2 | 1 | 0 | 0 | 0 | 0 |
| OKLAHOMA | did not play | | | | | | | | | | | |
| at Kansas | - | 8 | 0-2 | 0-2 | 0-0 | 0-2 2 | 1 | 0 | 1 | 0 | 0 | 0 |

2007-08

- Played in 13 of 24 games; Started one game (Colorado Christian)
- Season-best seven points, five rebounds (Colorado Christian)
- 22 minutes against CCU, 19 against Stanford
- Two blocked shots vs. New Orleans
- made first 3-pointer at Wisconsin


HIGH SCHOOL (Ringwood High School)

- Led team to a 22-4 record as a senior; Averaged 18 points, 11 rebounds, five blocks per game
- Led team to the Area Consulation/Regional and District Champions in both 2005 and 2006, as well as regional and district champs in 2007
- Also led the Red Devils to the Cherokee Tournament Championships three-straight years (2005, 2006, 2007)
- Led Ringwood to consecutive state tournament appearances for the first time in 35 years; Recorded five triple-doubles (points, rebounds, blocks)
- In 2½ seasons recorded 336 blocked shots

ACADEMICS: Is an open option major in CU's College of Arts and Sciences.

PERSONAL: Born Caleb Coy Patterson on April 3, 1989 in Duncan, Oklahoma • Son of Rodger and Stephanie Patterson • Has two younger siblings, Kyler and Camden • Mother, Stephanie, played at USAD in Chickasha, Okla.; Aunt, Lynne Ramsey, played at WOSU and Cameron University; Cousin, Luke Davis, wrestled at the University of Central Oklahoma in Edmond, Okla. • Is a five-time all-around rodeo champion • Brother, Kyler is already 6'7" as a 15-year-old • Future endeavor is to play in the NBA following college • Lists playing in the state tournament for the first time as biggest high school moment.

FAVORITES: Road Trip: Here to Boulder for Basketball; **Opponent to play against:** Oklahoma State; **Opponent Arena:** Gallagher-Iba (Oklahoma State); **Movie:** *Friday Night Lights*; **T.V. Show:** The Fresh Prince of Bel-Air; **Music Singer/Group:** Three Six Mafia; **Food:** Mexican and Italian; **Restaurant:** Anywhere that serves Mexican or Italian; **Book:** *I May Be Wrong but I Doubt It* (Charles Barkley); **College Class:** Intro to Sociology; **Sport to play other than basketball:** Baseball; **NBA Team:** Boston Celtics; **NBA Player:** Kevin Garnett; **Pro team other than basketball:** Denver Broncos; **Vacation Spot:** Anywhere but home; **Hobby or hobbies:** shooting and working out; **Thing about CU or living in Boulder:** People's enthusiasm about the Buffs; **What impresses you about Coach Bzdelik:** his attitude.



#23

RICHARD ROBY**GUARD, 6-6, 200****SENIOR, 31****SAN BERNARDINO, CALIF.****LAWRENCE ACADEMY****(GROTON, MASS.)****PERSONAL BESTS****Points**

| | | |
|--------|----|-----------------------------|
| Season | 27 | three times |
| Big 12 | 33 | at Missouri (Jan. 14, 2006) |
| Career | 33 | at Missouri (Jan. 14, 2006) |

Field Goals

| | | |
|--------|----|---------------------------------|
| Season | 9 | twice |
| Big 12 | 12 | at Oklahoma St. (Jan. 21, 2006) |
| Career | 12 | at Oklahoma St. (Jan. 21, 2006) |

Field Goals Attempts

| | | |
|--------|----|-----------------------------|
| Season | 20 | New Orleans (Dec. 12) |
| Big 12 | 24 | at Missouri (Jan. 14, 2006) |
| Career | 24 | Pepperdine (Dec. 4, 2006) |

3-Point Field Goals

| | | |
|--------|---|-----------------|
| Season | 4 | Kansas (Feb. 1) |
| Big 12 | 7 | twice |
| Career | 7 | twice |

3-Point Field Goals Attempts

| | | |
|--------|----|------------------------------|
| Season | 7 | at Wyoming (Dec. 8) |
| Big 12 | 12 | at Texas Tech (Feb. 5, 2005) |
| Career | 12 | at Texas Tech (Feb. 5, 2005) |

Free Throws Made

| | | |
|--------|----|----------------------------|
| Season | 9 | twice |
| Big 12 | 10 | Texas Tech (Feb. 11, 2006) |
| Career | 10 | Texas Tech (Feb. 11, 2006) |

Free Throws Attempts

| | | |
|--------|----|--------------------------------|
| Season | 12 | Kansas State (Jan. 23) |
| Big 12 | 12 | Kansas State (Jan. 23) |
| Career | 14 | vs. Northern Colorado (Dec. 2) |

Rebounds

| | | |
|--------|----|----------------------------|
| Season | 14 | twice |
| Big 12 | 15 | Texas Tech (Feb. 11, 2005) |
| Career | 15 | Texas Tech (Feb. 11, 2005) |

Offensive Rebounds

| | | |
|--------|---|-----------------------------|
| Season | 8 | at Colorado State (Dec. 22) |
| Big 12 | 4 | twice |
| Career | 8 | at Colorado State (Dec. 22) |

Defensive Rebounds

| | | |
|--------|----|--------------------|
| Season | 13 | Missouri (Jan. 26) |
| Big 12 | 13 | Missouri (Jan. 26) |
| Career | 13 | Missouri (Jan. 26) |

Assists

| | | |
|--------|---|-------------|
| Season | 4 | three times |
| Big 12 | 5 | four times |
| Career | 5 | six times |

Steals

| | | |
|--------|---|---------------------------------|
| Season | 3 | twice |
| Big 12 | 6 | at Oklahoma St. (Jan. 21, 2006) |
| Career | 6 | at Oklahoma St. (Jan. 21, 2006) |

Blocks

| | | |
|--------|---|---------------------------|
| Season | 3 | Nebraska (Jan. 15) |
| Big 12 | 4 | Iowa State (Mar. 4, 2006) |
| Career | 4 | Iowa State (Mar. 4, 2006) |

Minutes

| | | |
|--------|----|-------|
| Season | 39 | twice |
| Big 12 | 39 | twice |
| Career | 39 | twice |

2007-08 GAME-BY-GAME (SENIOR YEAR)

| Game | GS | Min | FG | 3FG | FT | O-D-R | Pf | A | To | BL | ST | Pts | |
|--------------------|----|-----|------|-----|------|-------|----|---|----|----|----|-----|----|
| NEW MEXICO | * | 33 | 0-3 | 0-3 | 1-2 | 0-5 | 5 | 4 | 0 | 5 | 2 | 1 | 1 |
| vs. Florida A&M | * | 33 | 4-10 | 1-5 | 1-1 | 1-4 | 5 | 2 | 3 | 2 | 0 | 1 | 10 |
| vs. Savannah State | * | 33 | 6-9 | 1-1 | 4-6 | 1-5 | 6 | 2 | 1 | 2 | 0 | 0 | 17 |
| at Wisconsin | * | 34 | 8-15 | 1-5 | 3-3 | 1-2 | 3 | 3 | 2 | 3 | 0 | 0 | 20 |
| COLO. CHRISTIAN | * | 33 | 6-14 | 1-2 | 5-7 | 2-2 | 4 | 4 | 2 | 2 | 1 | 0 | 18 |
| at Denver | * | 36 | 7-11 | 1-2 | 0-0 | 5-4 | 9 | 3 | 3 | 4 | 0 | 1 | 15 |
| at Air Force | * | 31 | 7-9 | 3-5 | 4-5 | 1-6 | 7 | 4 | 3 | 2 | 1 | 3 | 21 |
| STANFORD | * | 29 | 3-10 | 1-1 | 0-0 | 0-0 | 0 | 3 | 2 | 2 | 0 | 1 | 7 |
| at Wyoming | * | 31 | 4-12 | 1-7 | 3-4 | 1-6 | 7 | 4 | 2 | 1 | 2 | 3 | 12 |
| NEW ORLEANS | * | 38 | 9-20 | 1-4 | 8-9 | 5-9 | 14 | 3 | 4 | 3 | 0 | 2 | 27 |
| at Colorado State | * | 36 | 7-14 | 1-3 | 3-4 | 8-2 | 10 | 3 | 4 | 4 | 1 | 2 | 18 |
| GRAMBLING STATE | * | 26 | 9-17 | 2-4 | 5-5 | 4-2 | 6 | 3 | 3 | 2 | 2 | 2 | 25 |
| SMU | * | 33 | 5-11 | 3-6 | 2-2 | 0-5 | 5 | 5 | 4 | 4 | 2 | 0 | 15 |
| TULSA | * | 37 | 8-16 | 3-5 | 8-9 | 2-2 | 4 | 3 | 2 | 6 | 0 | 1 | 27 |
| at Texas A&M | * | 33 | 5-7 | 1-2 | 3-4 | 1-1 | 2 | 2 | 3 | 4 | 0 | 0 | 14 |
| NEBRASKA | * | 37 | 4-10 | 1-4 | 3-4 | 3-7 | 10 | 1 | 3 | 0 | 3 | 1 | 12 |
| at Texas | * | 31 | 8-13 | 1-3 | 1-3 | 4-1 | 5 | 3 | 1 | 4 | 2 | 0 | 18 |
| KANSAS STATE | * | 35 | 8-17 | 2-4 | 9-12 | 3-6 | 9 | 4 | 0 | 3 | 2 | 0 | 27 |
| MISSOURI | * | 39 | 4-11 | 0-1 | 5-7 | 1-13 | 14 | 3 | 3 | 4 | 1 | 1 | 13 |
| at Iowa State | * | 34 | 5-7 | 2-2 | 1-2 | 0-5 | 5 | 5 | 0 | 2 | 1 | 0 | 13 |
| KANSAS | * | 38 | 8-15 | 4-6 | 2-2 | 1-5 | 6 | 3 | 1 | 3 | 1 | 1 | 22 |
| at Oklahoma State | * | 39 | 5-10 | 3-6 | 9-10 | 0-7 | 7 | 4 | 3 | 5 | 1 | 1 | 22 |
| OKLAHOMA | * | 30 | 5-6 | 1-2 | 8-11 | 0-5 | 5 | 4 | 2 | 3 | 1 | 2 | 19 |
| at Kansas | * | 26 | 1-11 | 0-3 | 0-2 | 1-2 | 3 | 4 | 0 | 2 | 0 | 0 | 2 |

2007-08 Notes (senior): Looks to become only the third player in school history to lead team in scoring all four years and first player since Donnie Boyce (1991-95) to accomplish that feat (the other: Emmett Lewis, 1975-79).

Please turn to page 4 to see where Roby ranks all-time in numerous categories

- Ranks fourth all-time on CU's all-time scoring list (1851)
- Team leader in points, rebounds, FG made, 3-pt.%, FT%
- Second all-time in points scored among guards
- Six career 30+ point games
- Eight 20+ point efforts this season
- Has a trio of 27-point games with two double-doubles (seven career)
- Leads the team in scoring 13 times (one shared)
- has nine career double-doubles, four this season (CU is 7-2)
- grabbed 14 rebounds, twice this season (Mizzou, New Orleans)
- career-high 39 minutes against at Oklahoma State and at home vs. Mizzou

2006-07 GAME-BY-GAME (JUNIOR YEAR)

| Game | GS | Min | FG | 3FG | FT | O-D-R | Pf | A | To | BL | ST | Pts |
|-------------------|----|-----|-------|-----|------|--------|----|---|----|----|----|-----|
| DENVER | * | 32 | 8-21 | 2-9 | 2-5 | 4-1 5 | 1 | 5 | 4 | 0 | 4 | 20 |
| at New Mexico | * | 32 | 4-16 | 1-9 | 3-5 | 2-3 5 | 2 | 1 | 5 | 0 | 3 | 12 |
| AIR FORCE | * | 28 | 3-14 | 0-4 | 0-0 | 2-1 3 | 2 | 3 | 3 | 2 | 2 | 6 |
| at Utah | * | 35 | 8-22 | 3-8 | 3-3 | 1-6 7 | 3 | 0 | 3 | 0 | 0 | 22 |
| WYOMING | * | 28 | 5-16 | 1-6 | 5-7 | 4-4 8 | 2 | 1 | 3 | 1 | 2 | 16 |
| at UNC Wilmington | * | 21 | 5-16 | 2-6 | 4-5 | 2-1 3 | 2 | 1 | 0 | 0 | 1 | 16 |
| NORTHERN COLO | * | 33 | 6-19 | 0-4 | 9-14 | 4-6 10 | 3 | 2 | 4 | 1 | 1 | 21 |
| PEPPERDINE | * | 38 | 10-24 | 3-9 | 9-10 | 5-3 8 | 3 | 3 | 5 | 0 | 2 | 32 |
| COLORADO STATE | * | 30 | 5-15 | 3-7 | 7-7 | 0-4 4 | 4 | 4 | 3 | 3 | 1 | 20 |
| CENTRAL FLORIDA | * | 25 | 5-11 | 0-2 | 4-7 | 0-1 1 | 5 | 1 | 0 | 0 | 2 | 14 |
| TEXAS | * | 34 | 10-19 | 5-9 | 5-5 | 1-2 3 | 1 | 4 | 3 | 2 | 2 | 30 |
| at Oklahoma | * | 34 | 8-15 | 1-6 | 3-4 | 0-1 1 | 2 | 2 | 7 | 0 | 0 | 20 |
| TEXAS A&M | * | 31 | 4-15 | 0-1 | 3-3 | 1-3 4 | 1 | 4 | 2 | 1 | 0 | 11 |
| IOWA STATE | * | 37 | 6-18 | 1-6 | 2-3 | 1-5 6 | 1 | 3 | 3 | 1 | 1 | 15 |
| at Nebraska | * | 32 | 0-5 | 0-3 | 1-2 | 3-2 5 | 2 | 1 | 7 | 0 | 1 | 1 |
| MISSOURI | * | 29 | 4-12 | 0-4 | 3-5 | 1-1 2 | 4 | 1 | 4 | 1 | 0 | 11 |
| at Kansas | * | 35 | 10-15 | 3-5 | 7-10 | 3-4 7 | 0 | 1 | 8 | 0 | 0 | 30 |
| at Baylor | * | 34 | 5-14 | 2-5 | 6-6 | 2-3 5 | 2 | 1 | 2 | 0 | 0 | 18 |
| OKLAHOMA STATE | * | 37 | 5-10 | 1-3 | 9-11 | 2-7 9 | 3 | 2 | 5 | 0 | 0 | 20 |
| at Kansas State | * | 28 | 1-9 | 0-2 | 3-4 | 0-6 6 | 2 | 1 | 5 | 0 | 4 | 5 |
| KANSAS | - | 23 | 3-9 | 0-1 | 1-3 | 1-5 6 | 1 | 2 | 1 | 0 | 1 | 7 |
| at Texas Tech | - | 29 | 7-12 | 2-5 | 1-4 | 1-4 5 | 1 | 2 | 2 | 0 | 0 | 17 |
| at Iowa State | * | 37 | 10-21 | 2-5 | 1-1 | 3-4 7 | 0 | 1 | 2 | 0 | 0 | 23 |
| KANSAS STATE | * | 36 | 8-17 | 2-5 | 8-11 | 3-3 6 | 1 | 2 | 4 | 0 | 2 | 26 |
| at Missouri | * | 35 | 5-16 | 0-5 | 3-6 | 1-4 5 | 2 | 4 | 1 | 0 | 0 | 13 |
| NEBRASKA | * | 38 | 7-14 | 2-5 | 7-9 | 1-3 4 | 0 | 5 | 1 | 0 | 1 | 23 |
| vs. Texas Tech | * | 36 | 6-17 | 1-4 | 4-4 | 1-2 3 | 5 | 2 | 4 | 0 | 3 | 17 |

SENIOR

Led CU in scoring: 13 times (1 shared)
 Led CU in rebounding: 11 times (1 shared)
 Led in assists: four times (three shared)
 Led in steals: six (three shared)
 Led in blocks: nine times (twice shared)
 scored 30+ points: -
 scored 20-29 pts.: 8
 scored 10-19 pts.: 13
 scored 10+ pts.: 21
 double-doubles: 4

JUNIOR

Led CU in scoring: 13 (1 shared)
 Led CU in rebounding: 2
 Led in assists: 4 (3 shared)
 Led in steals: 7 (1 shared)
 Led in blocks: 3
 scored 30+ points: 3
 scored 20-29 pts.: 9
 scored 10-19 pts.: 11
 scored 10+ pts.: 23
 double-doubles: 1

SOPHOMORE

Led CU in scoring: 17 times (4 shared)
 Led CU in rebounding: 8 (4 shared)
 Led in assists: 8 (three shared)
 Led in steals: 16 (10 shared)
 Led in blocks: 10 (6 shared)
 scored 30+ points: 2
 scored 20-29 pts.: 8 times
 scored 10-19 pts.: 16 times
 scored 10+ pts.: 26
 double-doubles: 2

FRESHMAN

Led CU in scoring: 16 times
 Led CU in rebounding: 8 (1 shared)
 Led in assists: 2 (twice shared)
 Led in steals: 16 (7 shared)
 Led in blocks: 7 times (4 shared)
 scored 30+ points: 1
 scored 20-29 pts.: 7 times
 scored 10-19 pts.: 19 times
 scored 10+ pts.: 27
 double-doubles: 2

FOUR-YEAR TOTALS

Led CU in scoring: 59 times (6 shared)
 Led in rebounding: 29 times (6 shared)
 Led in assists: 18 times (10 shared)
 Led in steals: 45 times (21 shared)
 Led in blocks: 29 times (12 shared)
 scored 30+ points: 6 times
 scored 20-29 pts.: 32 times
 scored 10-19 pts.: 59 times
 scored 10+ pts.: 97 times
 double-doubles: 9 times

2005-06 GAME-BY-GAME (SOPHOMORE YEAR)

| Game | GS | Min | FGs | 3FGs | FTs | O-D-R | Pf | A | To | BL | ST | Pts |
|-------------------|----|-----|-------|------|-------|---------|----|---|----|----|----|-----|
| UNC WILMINGTON | * | 29 | 5-12 | 2-3 | 2-2 | 2-5-7 | 3 | 4 | 4 | 0 | 3 | 14 |
| at Colorado State | * | 22 | 3-6 | 1-3 | 3-6 | 1-2-3 | 1 | 3 | 1 | 0 | 1 | 10 |
| vs. Saint Mary's | * | 33 | 10-20 | 4-7 | 5-5 | 1-6-7 | 2 | 1 | 2 | 1 | 3 | 29 |
| at Penn | * | 33 | 5-10 | 4-4 | 8-8 | 0-4-4 | 4 | 5 | 2 | 1 | 1 | 22 |
| CAL POLY | * | 26 | 7-13 | 2-4 | 1-2 | 1-6-7 | 1 | 4 | 0 | 0 | 2 | 17 |
| UTAH | * | 36 | 7-17 | 4-11 | 1-2 | 3-7-10 | 0 | 3 | 1 | 0 | 2 | 19 |
| UC IRVINE | * | 30 | 6-10 | 3-6 | 5-6 | 0-4-4 | 2 | 3 | 1 | 2 | 3 | 20 |
| at TCU | * | 28 | 6-13 | 1-4 | 4-6 | 0-3-3 | 2 | 1 | 5 | 0 | 1 | 17 |
| MERCER | * | 11 | 3-4 | 2-2 | 0-0 | 2-1-3 | 0 | 2 | 1 | 1 | 1 | 8 |
| DARTMOUTH | * | 28 | 6-12 | 1-5 | 0-1 | 0-5-5 | 2 | 4 | 3 | 0 | 4 | 13 |
| SAVANNAH STATE | * | 15 | 3-8 | 0-3 | 0-0 | 2-3-5 | 1 | 2 | 1 | 1 | 4 | 6 |
| at Texas | * | 28 | 3-13 | 3-8 | 5-8 | 1-3-4 | 0 | 2 | 4 | 0 | 2 | 14 |
| KANSAS | * | 31 | 6-18 | 1-6 | 2-4 | 2-3-5 | 2 | 1 | 3 | 1 | 1 | 15 |
| at Missouri | * | 34 | 11-24 | 6-11 | 5-6 | 0-3-3 | 1 | 2 | 1 | 1 | 1 | 33 |
| BAYLOR | * | 29 | 8-17 | 2-5 | 3-4 | 3-4-7 | 1 | 3 | 2 | 2 | 1 | 21 |
| at Oklahoma State | * | 36 | 12-21 | 3-7 | 0-2 | 3-4-7 | 2 | 1 | 4 | 1 | 6 | 27 |
| NEBRASKA | * | 36 | 11-16 | 6-9 | 2-4 | 4-3-7 | 0 | 2 | 2 | 1 | 3 | 30 |
| KANSAS STATE | * | 31 | 7-12 | 1-4 | 3-4 | 0-3-3 | 3 | 3 | 0 | 0 | 1 | 18 |
| at Iowa State | * | 27 | 4-12 | 1-4 | 1-1 | 1-2-3 | 5 | 4 | 3 | 0 | 1 | 10 |
| at Texas A&M | * | 34 | 7-16 | 4-5 | 4-8 | 1-6-7 | 3 | 1 | 4 | 1 | 2 | 22 |
| TEXAS TECH | * | 37 | 3-11 | 1-6 | 10-11 | 4-11-15 | 1 | 3 | 6 | 3 | 2 | 17 |
| OKLAHOMA | * | 36 | 9-19 | 3-9 | 7-7 | 2-7-9 | 3 | 5 | 1 | 1 | 3 | 28 |
| at Kansas State | * | 36 | 5-14 | 2-9 | 2-2 | 0-2-2 | 4 | 0 | 3 | 0 | 3 | 14 |
| at Nebraska | * | 29 | 2-11 | 0-6 | 3-4 | 2-2-4 | 2 | 2 | 1 | 1 | 2 | 7 |
| MISSOURI | * | 36 | 5-13 | 1-6 | 4-4 | 2-3-5 | 1 | 2 | 4 | 0 | 5 | 15 |
| at Kansas | * | 30 | 3-13 | 2-9 | 2-4 | 2-3-5 | 2 | 4 | 2 | 2 | 1 | 10 |
| IOWA STATE | - | 37 | 7-18 | 1-6 | 9-9 | 3-4-7 | 2 | 5 | 1 | 4 | 1 | 24 |
| vs. Baylor | * | 31 | 3-7 | 1-2 | 5-7 | 1-5-6 | 0 | 1 | 0 | 3 | 0 | 12 |
| vs. Texas A&M | * | 29 | 3-18 | 1-7 | 5-7 | 2-4-6 | 2 | 0 | 0 | 0 | 1 | 12 |
| OLD DOMINION | * | 27 | 2-10 | 0-6 | 2-6 | 1-0-1 | 0 | 1 | 2 | 0 | 1 | 6 |

2004-05 GAME-BY-GAME (FRESHMAN YEAR)

| Game | GS | Min | FGs | 3FGs | FTs | O-D-R | Pf | A | To | BL | ST | Pts |
|--------------------|----|-----|-------|------|------|---------|----|---|----|----|----|-----|
| CHARLESTON | * | 32 | 7-11 | 2-4 | 3-5 | 1-7-8 | 3 | 2 | 3 | 2 | 2 | 19 |
| at Michigan | * | 35 | 6-12 | 2-4 | 4-4 | 0-5-5 | 1 | 1 | 2 | 1 | 4 | 18 |
| NORTHWESTERN | * | 38 | 8-17 | 0-2 | 0-0 | 3-10-13 | 0 | 0 | 5 | 2 | 3 | 16 |
| at Oregon State | * | 27 | 4-7 | 1-1 | 1-2 | 2-2-4 | 5 | 3 | 5 | 1 | 1 | 10 |
| at California | * | 28 | 4-11 | 0-3 | 3-4 | 1-2-3 | 2 | 3 | 5 | 0 | 2 | 11 |
| COLORADO STATE | * | 29 | 5-13 | 1-6 | 6-11 | 1-2-3 | 1 | 3 | 1 | 0 | 1 | 17 |
| UMKC | * | 30 | 8-15 | 5-9 | 2-3 | 3-3-6 | 1 | 3 | 4 | 2 | 2 | 23 |
| RADFORD | * | 32 | 8-14 | 1-5 | 1-3 | 2-4-6 | 2 | 3 | 3 | 0 | 2 | 18 |
| GARDNER-WEBB | * | 27 | 3-10 | 0-1 | 4-4 | 2-2-4 | 1 | 3 | 1 | 0 | 1 | 10 |
| at Utah | * | 23 | 1-11 | 0-6 | 0-0 | 1-1-2 | 4 | 3 | 1 | 0 | 1 | 2 |
| at Richmond | * | 31 | 6-11 | 1-2 | 5-6 | 2-7-9 | 2 | 1 | 2 | 1 | 1 | 18 |
| at Oklahoma | * | 28 | 5-11 | 2-4 | 0-1 | 2-1-3 | 0 | 1 | 2 | 0 | 1 | 12 |
| NEBRASKA | * | 29 | 6-14 | 3-8 | 5-7 | 0-1-1 | 3 | 1 | 2 | 0 | 4 | 20 |
| KANSAS | * | 29 | 6-16 | 1-7 | 1-1 | 3-1-4 | 1 | 1 | 3 | 1 | 0 | 14 |
| at Baylor | * | 32 | 6-15 | 1-10 | 2-2 | 0-3-3 | 1 | 3 | 4 | 0 | 3 | 15 |
| at Iowa State | * | 28 | 3-8 | 3-7 | 0-0 | 1-3-4 | 5 | 0 | 3 | 0 | 1 | 9 |
| MISSOURI | * | 33 | 4-9 | 3-6 | 4-6 | 0-3-3 | 2 | 2 | 2 | 0 | 1 | 15 |
| OKLAHOMA STATE | * | 29 | 5-11 | 4-6 | 0-0 | 0-2-2 | 3 | 3 | 3 | 1 | 0 | 14 |
| at Texas Tech | * | 38 | 11-20 | 7-12 | 0-1 | 2-3-5 | 4 | 1 | 1 | 0 | 3 | 29 |
| at Kansas State | * | 23 | 7-11 | 4-7 | 4-5 | 0-1-1 | 4 | 0 | 1 | 0 | 2 | 22 |
| TEXAS | * | 33 | 7-19 | 2-9 | 6-6 | 0-9-9 | 1 | 2 | 3 | 3 | 0 | 22 |
| at Kansas | * | 30 | 4-10 | 2-6 | 4-4 | 1-0-1 | 1 | 0 | 4 | 0 | 0 | 14 |
| S. DAKOTA STATE | * | 24 | 5-7 | 2-4 | 2-2 | 1-6-7 | 0 | 3 | 1 | 1 | 2 | 14 |
| TEXAS A&M | * | 34 | 6-13 | 2-6 | 7-7 | 1-0-1 | 2 | 0 | 3 | 1 | 3 | 21 |
| at Missouri | * | 26 | 3-12 | 1-4 | 2-2 | 1-4-5 | 5 | 1 | 1 | 1 | 1 | 9 |
| KANSAS STATE | * | 32 | 10-19 | 7-11 | 3-4 | 1-3-4 | 4 | 2 | 1 | 1 | 2 | 30 |
| at Nebraska | * | 36 | 4-13 | 1-6 | 1-6 | 1-7-8 | 2 | 2 | 2 | 1 | 0 | 10 |
| IOWA STATE | * | 34 | 3-11 | 2-6 | 2-3 | 1-5-6 | 1 | 5 | 4 | 2 | 1 | 10 |
| vs. Texas | * | 36 | 7-15 | 3-8 | 0-0 | 3-7-10 | 4 | 4 | 6 | 2 | 3 | 17 |
| vs. Oklahoma State | * | 37 | 7-14 | 4-9 | 3-4 | 0-3-3 | 5 | 2 | 2 | 0 | 1 | 21 |

Junior Year Notes (2006-07)

- An honorable mention All-Big 12 selection
- Led team in scoring for the third straight season (17.3 ppg.)
- scored over 30 points three times
- netted 20-29 points, eight times
- became the 24th player in school history to score over 1,000 points in a career
- one of 50 preseason candidates named to the John R. Wooden Award All-American Team
- 2006-07 one of 50 candidates for the Naismith Trophy
- sixth career 30+ games
- five career double-doubles
- sixth on school's career steal list (143)
- Has led the team in scoring 13 of 27 games; leads the team with 17.3 ppg.
- Scored in double figures in 23 of 27 games

Sophomore Year Notes (2005-06)

- All-Big 12 Conference First Team (March 6)
- 2005-06 National Association of Basketball Coaches (NABC)
- District 12 First Team (Feb. 18)
- SI.com All-Big 12 Conference First Team (March 7)
- Collegeinsider.com Big 12 Conference Most Valuable Player
- The *Sporting News* National Player of the Week (Jan. 16-22)
- Phillips 66 Big 12 Conference Player of the Week (Jan. 16)
- Phillips 66 Co-Big 12 Conference Player of the Week (Jan. 23)
- CU Athlete of the Week (Nov. 29; Dec. 6, 13; Jan. 19, 31)
- first CU player ever to win back-to-back Big 12 weekly awards
- two double-doubles: 17 points, 15 rebounds vs. Texas Tech (Feb. 11); 19 pts., 10 rebs. against Utah (Dec. 7)
- Led CU in scoring (17.0), rebounds (5.5), steals (2.1), field goals made (172), minutes played (30.2) ... Also led 3-pointers made (63) in defensive rebounding (118), second in assists (74), second in blocks (27)

- Career-high with 33 points at Missouri (Jan. 14, 2006)
- Career-high 15 rebounds, 10-of-11 from the free throw line vs. Texas Tech (Feb. 11, 2006)
- Third career 30-point game vs. Nebraska (Jan. 25, 2006)

Freshman Notes (2004-05)

- CU Co-Freshman of the Year Award (April 21)
- Big 12 All-Freshman team
- Phillips 66 All-Big 12 Honorable Mention (March 7)
- Phillips 66 Co-Big 12 Rookie of the Week (Dec. 27)
- Phillips 66/Big 12 Rookie of the Week (Feb. 7)
- CU Athlete of the Week (Nov. 22)
- scored the most points by a CU freshman (480)
- first CU freshman to lead team in scoring (16.0 ppg); also led in steals (48); second in rebounding (4.8), assists (58)
- second player in school history to be named Phillips 66/Big 12 Conference Rookie of the Week twice
- one of four CU players to make seven treys in a game, twice
- second best scoring average of all CU freshman (16.0 ppg.)
- two double-doubles: 17 points, 10 rebounds in Big 12 Tournament upset win over Texas (Mar. 10); 16 points, 13 rebounds vs. Northwestern (Nov. 28)
- season-best 30 points vs. K-State (Feb. 26, 2005)


LAWRENCE ACADEMY: Four-year lettermen that achieved an 89-15 over his prep career • Averaged 23 points, six rebounds and four assists per game as a senior leading his school to the ISL championship • Also averaged 23 points during his junior year • During his sophomore season, member of 26-1 team that was ISL champions and the New England Class C Champions • Scored most points in a game (41) during junior year with a personal-best seven 3-pointers in a game • As a senior was the Gatorade (Mass.) Player of the Year, ISL MVP, All-League and All-New England •

Played at the ABCD All-American Camp • Two-time all-league first team.

ACADEMICS: College major is sociology.

PERSONAL: Born Richard Dominique Roby on Sept. 28, 1985 in San Bernardino, Calif. • Son of Paul Roby and Michelle Thomas-Roby • Half brother, Kenyon Martin plays for the Denver Nuggets • Goals after college include a business career • Lists winning the New England championship as his biggest high school career moment.

FAVORITES: Road Trip: Texas; **Opponent to play against:** Kansas and Texas A&M; **Opponent Arena:** Gallagher-Iba (Oklahoma State); **Movie:** Friday (All of them); **T.V. Show:** Man vs. Wild; **Singer/Group:** Nas; **Food:** Filet Mignon; **Restaurant:** Outback; **Web site:** YouTube.com; **Book:** *The Coldest Winter Ever*; **College Class:** American Indians in Film; **NBA Team:** Denver Nuggets; **NBA Player:** Kenyon Martin; **Pro team other than basketball:** Boston Red Sox; **Vacation Spot:** Hawai'i; **Hobby:** Working on my game; **Thing about CU or living in Boulder:** Great People; **What impresses you about Coach Bzdelik:** His straight forward attitude.

**#24 LEVI KNUTSON**

GUARD, 6-4, 190
FRESHMAN
LITTLETON, COLO.
ARAPAHOE HS

**PERSONAL BESTS****Points**

Season 12 Savannah State (Nov. 16)
 Big 12 8 three times

Field Goals

Season 4 three times
 Big 12 3 twice

Field Goals Attempts

Season 10 at Wyoming (Dec. 8)
 Big 12 6 Kansas (Feb. 1)

3-Pointers Made

Season 3 three times
 Big 12 2 three times

3-Point Attempts

Season 8 at Wyoming (Dec. 8)
 Big 12 5 twice

Free Throws

Season 4 Tulsa (Jan. 7)
 Big 12 2 twice

Free Throw Attempts

Season 4 three times
 Big 12 2 twice

Rebounds

Season 4 SMU (Jan. 4)
 Big 12 2 three times

Offensive Rebounds

Season 1 twice
 Big 12 1 at Texas (Jan. 19)

Defensive Rebounds

Season 4 SMU (Jan. 4)
 Big 12 2 three times

Assists

Season 4 Colorado Christian (Nov. 20)
 Big 12 2 twice

Steals

Season 1 three times
 Big 12 -

Blocks

Season 1 Savannah State (Nov. 16)
 Big 12 -

Minutes

Season 33 Colorado Christian (Nov. 20)
 Big 12 21 Kansas State (Jan. 23)

2007-08 GAME-BY-GAME (FRESHMAN YEAR)

| Game | GS | Min | FGs | 3FGs | FTs | O-D-Reb | Pf | A | To | BL | ST | Pts |
|--------------------|----|-----|------|------|-----|---------|----|---|----|----|----|-----|
| NEW MEXICO | - | 19 | 3-5 | 1-3 | 2-4 | 0-0 | 0 | 0 | 0 | 0 | 0 | 9 |
| vs. Florida A&M | - | 21 | 3-5 | 1-2 | 3-4 | 0-3 | 3 | 1 | 2 | 0 | 0 | 10 |
| vs. Savannah State | - | 26 | 3-5 | 3-4 | 3-3 | 0-2 | 2 | 1 | 1 | 1 | 0 | 12 |
| at Wisconsin | - | 20 | 1-3 | 0-1 | 0-0 | 0-1 | 1 | 2 | 1 | 0 | 0 | 2 |
| COLO. CHRISTIAN * | * | 33 | 4-7 | 1-4 | 0-0 | 0-3 | 3 | 0 | 4 | 2 | 0 | 9 |
| at Denver | - | 16 | 1-4 | 0-2 | 0-0 | 0-1 | 1 | 0 | 0 | 1 | 0 | 2 |
| at Air Force | - | 20 | 2-2 | 2-2 | 0-0 | 0-0 | 0 | 3 | 0 | 1 | 0 | 6 |
| STANFORD | - | 22 | 1-2 | 1-2 | 0-1 | 0-2 | 2 | 3 | 0 | 0 | 0 | 3 |
| at Wyoming | - | 29 | 4-10 | 3-8 | 0-0 | 1-2 | 3 | 1 | 3 | 1 | 0 | 11 |
| NEW ORLEANS | - | 7 | 0-0 | 0-0 | 0-0 | 0-1 | 1 | 0 | 1 | 2 | 0 | 0 |
| at Colorado State | - | 5 | 0-0 | 0-0 | 0-0 | 0-0 | 0 | 0 | 0 | 2 | 0 | 0 |
| GRAMBLING STATE | - | 14 | 2-3 | 0-1 | 0-0 | 0-1 | 1 | 1 | 1 | 2 | 0 | 4 |
| SMU | - | 23 | 4-6 | 2-4 | 0-0 | 0-4 | 4 | 0 | 2 | 1 | 0 | 10 |
| TULSA | - | 23 | 2-5 | 2-4 | 4-4 | 0-1 | 1 | 2 | 2 | 1 | 0 | 10 |
| at Texas A&M | - | 12 | 0-1 | 0-0 | 0-0 | 0-0 | 0 | 1 | 0 | 0 | 0 | 0 |
| NEBRASKA | - | 15 | 2-5 | 2-5 | 2-2 | 0-2 | 2 | 0 | 2 | 1 | 0 | 8 |
| at Texas | - | 14 | 1-3 | 0-1 | 2-2 | 1-0 | 1 | 0 | 1 | 0 | 0 | 4 |
| KANSAS STATE | - | 21 | 0-4 | 0-3 | 0-0 | 0-2 | 2 | 2 | 2 | 0 | 0 | 0 |
| MISSOURI | - | 3 | 0-1 | 0-1 | 0-0 | 0-0 | 0 | 0 | 2 | 0 | 0 | 0 |
| at Iowa State | - | 18 | 0-5 | 0-3 | 0-0 | 0-2 | 2 | 0 | 1 | 0 | 0 | 0 |
| KANSAS | - | 14 | 0-6 | 0-5 | 0-0 | 0-0 | 0 | 0 | 1 | 0 | 0 | 0 |
| at Oklahoma State | - | 2 | 0-0 | 0-0 | 0-0 | 0-0 | 0 | 0 | 0 | 0 | 0 | 0 |
| OKLAHOMA | - | 12 | 3-4 | 2-3 | 0-0 | 0-0 | 0 | 0 | 1 | 0 | 0 | 8 |
| at Kansas | - | 17 | 3-4 | 2-2 | 0-0 | 0-1 | 1 | 0 | 1 | 0 | 0 | 8 |

2007-08: Averaging 4.8 ppg., 1.3 rpg., 16.9 minutes a game

- tied for third on team in 3-pointers made (22)
- Played all 24 games with one start (Colorado Christian)
- In his lone start, scored nine points with four assists, three rebounds in 33 minutes
- Has netted five double-digit games
- Converted 3-of-4 FGs and a pair of 3-pointers (8 pts.) in home win against OU
- Season-best four field goals in a game, three times (Colorado Christian, at Wyoming, SMU)
- Netted a season-high 12 points against Savannah State
- Made a pair of key 3-pointers in CU's 10-point win at Air Force
- Collegiate debut scored nine points in 19 minutes against New Mexico


HIGH SCHOOL (Arapahoe High School): 19-5 record as a senior averaging 28.6 ppg.

- Named 2007 Mr. Basketball and Player of the Year
- 2007 Gatorade Player of the Year
- First-team all-state as a senior; second-team all-state as a junior
- Two-time All-Continental League selection (senior/junior years); second-team all-league as a sophomore
- Holds five Arapahoe High School single-season records (total field goals, two-point field goals, free throws made, total points scored, scoring average), as well as seven career records (games played, total field goals, two-point field goals, three-point field goals, total points scored (1,526), free throws made, free throw percentage) • Four-time academic all-state selection

ACADEMICS: Intended college major is business.

PERSONAL: Born Levi Kevin Knutson on November 15, 1988 in Fargo, North Dakota • Son of James and Jil Knutson • Is the youngest of four children, has two older brothers, Dustin and Jacob; sister, Candace • Father played basketball for Concordia (Minn.) • Enjoys golf, swimming and vacations to Minnesota • Lists moment he realized earning a scholarship to play college basketball his biggest moment of high school.

FAVORITES: **Movie:** Coach Carter; **T.V. Show:** SportsCenter; **Singer/Group:** Kenny Chesney; **Food:** Spaghetti with Marinara; **Restaurant:** Olive Garden; **Web site:** ESPN.com; **Book:** *The Bible*; **Sport to play other than basketball:** golf; **NBA Team:** Denver Nuggets; **NBA Player (current or all-time):** Michael Jordan; **Pro team other than basketball:** Denver Broncos; **Vacation Spot:** Minnesota; **Hobby or hobbies:** golfing and swimming; **Thing about CU or living in Boulder:** Being able to work out and play with teammates; **What impresses you about Coach Bzdelik:** his passion for the game.



#31
JERMYL
JACKSON-WILSON
 FORWARD, 6-6, 220
 JUNIOR, 1L
 MILWAUKEE, WIS.
 ORK UNION MILITARY ACAD. [VA.]
 RUFUS KING HS/OHIO STATE



PERSONAL BESTS

Points

Season 11 vs. Florida A&M (Nov. 15, 2007)
 Big 12 15 at Texas Tech (Feb. 17, 2007)
 Career 16 Wyoming (Nov. 26, 2006)

Field Goals

Season 5 vs. Florida A&M (Nov. 15, 2007)
 Big 12 6 twice
 Career 7 Wyoming (Nov. 26, 2006)

Field Goal Attempts

Season 8 at Iowa State (Jan. 29)
 Big 12 9 twice
 Career 11 Wyoming (Nov. 26, 2006)

Free Throws

Season 3 twice
 Big 12 7 Texas A&M (Jan. 13, 2007)
 Career 7 twice

Free Throw Attempts

Season 6 Kansas State (Jan. 23)
 Big 12 8 Texas A&M (Jan. 13)
 Career 9 Central Florida (Jan. 3)

Rebounds

Season 13 Savannah State (Nov. 16)
 Big 12 11 at Iowa State (Feb. 21, 2007)
 Career 17 Denver (Nov. 10, 2006)

Offensive Rebounds

Season 4 Savannah State (Nov. 16)
 Big 12 5 Missouri (Jan. 24, 2007)
 Career 11 Denver (Nov. 10, 2006)

Defensive Rebounds

Season 9 Savannah State (Nov. 16)
 Big 12 10 at Iowa State (Feb. 21, 2007)
 Career 10 at Iowa State (Feb. 21, 2007)

Assists

Season 5 Savannah State (Nov. 16)
 Big 12 5 Oklahoma State (Feb. 3, 2007)
 Career 5 twice

Steals

Season 3 SMU (Jan. 4)
 Big 12 2 twice
 Career 3 three times

Blocks

Season 3 at Air Force (Nov. 29)
 Big 12 2 three times
 Career 6 Northern Colorado (Dec. 2, 2006)

Minutes

Season 30 twice
 Big 12 35 at Iowa State (Feb. 21, 2007)
 Career 35 at Iowa State (Feb. 21, 2007)

2007-08 GAME-BY-GAME (JUNIOR YEAR)

| Game | GS | Min | FG | 3FG | FT | O-D-R | Pf | A | To | BL | ST | Pts |
|--------------------|----|-----|-----|-----|-----|--------|----|---|----|----|----|-----|
| NEW MEXICO | * | 20 | 0-0 | 0-0 | 3-4 | 0-4 4 | 1 | 1 | 2 | 1 | 1 | 3 |
| vs. Florida A&M | * | 18 | 5-7 | 0-0 | 1-2 | 1-3 4 | 4 | 2 | 2 | 1 | 1 | 11 |
| vs. Savannah State | * | 29 | 3-6 | 0-1 | 0-2 | 4-9 13 | 3 | 5 | 3 | 0 | 2 | 6 |
| at Wisconsin | * | 26 | 2-3 | 0-0 | 0-0 | 2-1 3 | 2 | 0 | 4 | 2 | 1 | 4 |
| COLO. CHRISTIAN | - | 16 | 2-5 | 0-0 | 0-0 | 3-2 5 | 0 | 1 | 0 | 1 | 1 | 4 |
| at Denver | * | 30 | 2-4 | 0-0 | 0-0 | 1-7 8 | 1 | 0 | 2 | 1 | 0 | 4 |
| at Air Force | * | 30 | 1-4 | 0-0 | 0-0 | 1-6 7 | 2 | 0 | 1 | 3 | 0 | 2 |
| STANFORD | * | 23 | 2-6 | 0-1 | 0-2 | 2-2 4 | 4 | 1 | 1 | 1 | 0 | 4 |
| at Wyoming | * | 11 | 1-3 | 0-0 | 0-0 | 1-0 1 | 3 | 0 | 1 | 1 | 0 | 2 |
| NEW ORLEANS | * | 15 | 1-4 | 0-0 | 0-0 | 1-1 2 | 2 | 0 | 2 | 1 | 0 | 2 |
| at Colorado State | * | 23 | 3-7 | 0-0 | 1-2 | 1-1 2 | 4 | 3 | 0 | 2 | 0 | 7 |
| GRAMBLING STATE | * | 13 | 4-5 | 0-0 | 0-1 | 2-4 6 | 4 | 0 | 0 | 2 | 0 | 8 |
| SMU | * | 19 | 0-3 | 0-0 | 1-2 | 3-3 6 | 3 | 2 | 1 | 1 | 3 | 1 |
| TULSA | * | 15 | 2-6 | 0-0 | 0-0 | 3-1 4 | 4 | 0 | 0 | 0 | 1 | 4 |
| at Texas A&M | - | 8 | 3-3 | 0-0 | 2-2 | 1-0 1 | 1 | 1 | 1 | 0 | 0 | 8 |
| NEBRASKA | - | 14 | 1-2 | 0-0 | 0-2 | 2-3 5 | 4 | 0 | 2 | 0 | 0 | 2 |
| at Texas | - | 15 | 1-3 | 0-0 | 0-0 | 1-0 1 | 1 | 1 | 2 | 0 | 0 | 2 |
| KANSAS STATE | - | 16 | 1-3 | 0-0 | 3-6 | 3-1 4 | 3 | 1 | 2 | 2 | 0 | 5 |
| MISSOURI | - | 15 | 1-2 | 0-0 | 0-0 | 1-0 1 | 3 | 0 | 1 | 0 | 0 | 2 |
| at Iowa State | - | 23 | 4-8 | 0-0 | 1-2 | 2-3 5 | 3 | 0 | 0 | 1 | 1 | 9 |
| KANSAS | - | 10 | 2-2 | 0-0 | 0-0 | 1-0 1 | 4 | 0 | 2 | 0 | 0 | 4 |
| at Oklahoma State | - | 15 | 2-5 | 0-0 | 1-1 | 0-6 6 | 4 | 1 | 0 | 0 | 1 | 5 |
| OKLAHOMA | - | 23 | 1-2 | 0-0 | 2-2 | 1-3 4 | 3 | 3 | 3 | 2 | 0 | 4 |
| at Kansas | - | 8 | 1-3 | 0-0 | 0-0 | 0-1 1 | 2 | 0 | 2 | 1 | 0 | 2 |

2006-07 GAME-BY-GAME (SOPHOMORE YEAR)

| Game | GS | Min | FG | 3FG | FT | O-D-R | Pf | A | To | BL | ST | Pts |
|-------------------|----|-----|------|-----|-----|---------|----|---|----|----|----|-----|
| DENVER | * | 28 | 5-8 | 0-0 | 4-6 | 11-6 17 | 2 | 1 | 2 | 2 | 2 | 14 |
| at New Mexico | * | 28 | 2-6 | 0-0 | 4-5 | 2-6 8 | 1 | 0 | 0 | 3 | 1 | 8 |
| AIR FORCE | * | 24 | 4-6 | 0-0 | 1-2 | 3-4 7 | 4 | 1 | 2 | 0 | 0 | 9 |
| at Utah | - | 26 | 4-7 | 0-0 | 2-4 | 0-2 2 | 0 | 3 | 0 | 0 | 1 | 10 |
| WYOMING | * | 32 | 7-11 | 0-0 | 2-2 | 6-8 14 | 4 | 3 | 3 | 1 | 1 | 16 |
| at UNC Wilmington | - | 30 | 3-5 | 0-0 | 0-3 | 2-1 3 | 4 | 0 | 2 | 1 | 0 | 6 |
| NORTHERN COLO | * | 27 | 1-2 | 0-0 | 1-2 | 5-2 7 | 4 | 4 | 2 | 6 | 3 | 3 |
| PEPPERDINE | * | 24 | 1-1 | 0-0 | 0-0 | 1-6 7 | 4 | 2 | 2 | 4 | 3 | 2 |
| COLORADO STATE | * | 22 | 4-7 | 0-0 | 2-2 | 6-0 6 | 4 | 1 | 3 | 1 | 0 | 10 |
| CENTRAL FLORIDA | * | 29 | 3-5 | 0-0 | 7-9 | 1-5 6 | 3 | 1 | 5 | 0 | 1 | 13 |
| TEXAS | * | 19 | 3-4 | 0-0 | 0-1 | 1-1 2 | 3 | 2 | 2 | 1 | 1 | 6 |
| at Oklahoma | * | 13 | 1-2 | 0-0 | 1-2 | 1-1 2 | 4 | 0 | 1 | 0 | 0 | 3 |
| TEXAS A&M | - | 22 | 3-8 | 0-0 | 7-8 | 1-1 2 | 3 | 0 | 4 | 0 | 1 | 13 |
| IOWA STATE | - | 26 | 3-6 | 0-0 | 2-4 | 3-3 6 | 2 | 3 | 2 | 1 | 1 | 8 |
| at Nebraska | - | 17 | 1-2 | 0-0 | 3-4 | 2-2 4 | 4 | 0 | 2 | 1 | 0 | 5 |
| MISSOURI | - | 19 | 2-9 | 0-0 | 0-0 | 5-3 8 | 3 | 1 | 1 | 0 | 2 | 4 |
| at Kansas | - | 19 | 2-7 | 0-0 | 4-4 | 4-1 5 | 4 | 1 | 5 | 0 | 1 | 8 |
| at Baylor | - | 9 | 0-1 | 0-0 | 1-3 | 1-1 2 | 2 | 1 | 0 | 1 | 1 | 1 |
| OKLAHOMA STATE | - | 28 | 3-4 | 0-0 | 2-4 | 1-5 6 | 3 | 5 | 3 | 0 | 1 | 8 |
| at Kansas State | - | 22 | 4-6 | 0-0 | 3-5 | 1-1 2 | 4 | 0 | 2 | 1 | 0 | 11 |
| KANSAS | * | 23 | 3-8 | 0-0 | 0-1 | 3-4 7 | 3 | 2 | 3 | 1 | 1 | 6 |
| at Texas Tech | - | 21 | 6-6 | 0-0 | 3-4 | 1-6 7 | 2 | 0 | 1 | 0 | 1 | 15 |
| at Iowa State | * | 35 | 2-5 | 0-0 | 0-0 | 1-10 11 | 2 | 4 | 2 | 0 | 0 | 4 |
| KANSAS STATE | * | 15 | 1-5 | 0-0 | 1-2 | 3-4 7 | 2 | 1 | 0 | 0 | 2 | 3 |
| at Missouri | * | 14 | 3-6 | 0-0 | 1-2 | 3-4 7 | 3 | 1 | 1 | 1 | 0 | 7 |
| NEBRASKA | * | 30 | 4-6 | 0-0 | 3-4 | 2-5 7 | 3 | 2 | 3 | 2 | 0 | 11 |
| vs. Texas Tech | * | 24 | 6-9 | 0-0 | 0-3 | 1-4 5 | 5 | 0 | 1 | 1 | 0 | 12 |

2006-07 (sophomore): Named to *Kansas City Star* All-Newcomer team; Played in all 27 games with 16 starts • Fourth in scoring with 216 points (8.0 ppg.) • Averaged 8.0 points, 6.2 rebounds, 1.4 assists and 1.0 blocked shots per game • One of two players that shot over 50 percent from the field (81-for-152, .533); also went .628 from the free throw line (54-for-86) • Team leader on the offensive glass (71); second defensively (96) and second in total rebounds (167); Also contributed 39 assists, 27 blocked shots and 24 steals • Grabbed 17 rebounds against the Pioneers were the most rebounds from any CU player in a college debut passing the previous mark of 10 by Shaun Vandiver (UC Santa Barbara, Nov. 25, 1988) • In 16 starts, averaged 7.9 points, 7.5 rebounds and shot 50-for-91 (.549) from the field; also had 25 assists, a team-best 22 blocked shots and 12 steals.



#32
MARCUS
KING-STOCKTON
FORWARD, 6-9, 245
SENIOR, 3L
DENVER, COLO.
COLORADO ACADEMY


2007-08 GAME-BY-GAME (SENIOR YEAR)

| Game | GS | Min | FG | 3FG | FT | O-D-R | Pf | A | To | BL | ST | Pts |
|--------------------|----|-----|-----|-----|-----|-------|----|---|----|----|----|-----|
| NEW MEXICO | - | 18 | 1-3 | 0-0 | 0-0 | 1-2 3 | 1 | 2 | 0 | 2 | 0 | 2 |
| vs. Florida A&M | - | 12 | 0-1 | 0-0 | 0-0 | 0-3 3 | 3 | 1 | 0 | 1 | 0 | 0 |
| vs. Savannah State | - | 11 | 0-0 | 0-0 | 0-0 | 1-1 2 | 0 | 0 | 1 | 3 | 0 | 0 |
| at Wisconsin | - | 5 | 0-1 | 0-1 | 0-0 | 0-0 0 | 1 | 0 | 1 | 0 | 0 | 0 |
| COLO. CHRISTIAN | - | 3 | 0-0 | 0-0 | 0-0 | 0-0 0 | 1 | 1 | 2 | 0 | 0 | 0 |
| at Denver | - | 3 | 0-0 | 0-0 | 0-0 | 0-0 0 | 0 | 0 | 1 | 0 | 0 | 0 |
| at Air Force | | | | | | | | | | | | |
| STANFORD | - | 0+ | 0-0 | 0-0 | 0-0 | 0-0 0 | 0 | 0 | 0 | 0 | 0 | 0 |
| at Wyoming | - | 8 | 1-2 | 0-0 | 0-0 | 2-1 3 | 3 | 0 | 1 | 0 | 0 | 2 |
| NEW ORLEANS | - | 18 | 2-4 | 0-1 | 2-4 | 2-4 6 | 4 | 2 | 2 | 3 | 0 | 6 |
| at Colorado State | - | 17 | 2-3 | 0-0 | 1-2 | 4-3 7 | 1 | 0 | 0 | 2 | 1 | 5 |
| GRAMBLING STATE | - | 18 | 0-1 | 0-0 | 1-2 | 1-6 7 | 4 | 2 | 0 | 1 | 2 | 1 |
| SMU | - | 21 | 1-1 | 0-0 | 0-2 | 2-2 4 | 1 | 0 | 0 | 0 | 0 | 2 |
| TULSA | - | 19 | 3-6 | 0-0 | 2-3 | 2-2 4 | 4 | 0 | 1 | 1 | 0 | 8 |
| at Texas A&M | * | 29 | 3-3 | 0-0 | 0-0 | 0-2 2 | 4 | 0 | 1 | 3 | 1 | 6 |
| NEBRASKA | * | 21 | 0-0 | 0-0 | 3-5 | 1-2 3 | 3 | 0 | 1 | 2 | 3 | 3 |
| at Texas | * | 20 | 1-3 | 0-0 | 0-2 | 2-2 4 | 3 | 2 | 1 | 1 | 0 | 2 |
| KANSAS STATE | * | 18 | 0-0 | 0-0 | 1-4 | 2-2 4 | 5 | 1 | 1 | 1 | 0 | 1 |
| MISSOURI | * | 21 | 2-3 | 0-0 | 1-2 | 4-1 5 | 4 | 0 | 2 | 2 | 0 | 5 |
| at Iowa State | * | 13 | 1-2 | 0-0 | 1-2 | 1-1 2 | 5 | 0 | 3 | 3 | 0 | 3 |
| KANSAS | * | 27 | 0-0 | 0-0 | 3-5 | 1-2 3 | 4 | 2 | 0 | 2 | 0 | 3 |
| at Oklahoma State | * | 20 | 1-4 | 0-0 | 0-4 | 1-2 3 | 3 | 0 | 0 | 1 | 0 | 2 |
| OKLAHOMA | * | 10 | 0-0 | 0-0 | 0-0 | 0-2 2 | 4 | 0 | 0 | 0 | 0 | 0 |
| at Kansas | * | 23 | 1-2 | 0-0 | 0-0 | 0-3 3 | 2 | 1 | 0 | 0 | 1 | 2 |

PERSONAL BESTS
Points

| | | |
|--------|----|--------------------------------|
| Season | 8 | Tulsa (Jan. 7) |
| Big 12 | 9 | Iowa State (Mar. 5, 2005) |
| Career | 18 | Central Florida (Jan. 3, 2007) |

Field Goals

| | | |
|--------|---|--------------------------------|
| Season | 3 | twice |
| Big 12 | 3 | seven times |
| Career | 7 | Central Florida (Jan. 3, 2007) |

Field Goals Attempts

| | | |
|--------|---|--------------------------------|
| Season | 6 | Tulsa (Jan. 7) |
| Big 12 | 7 | at Iowa State (Feb. 21, 2007) |
| Career | 9 | Central Florida (Jan. 3, 2007) |

Free Throws

| | | |
|--------|---|--------------------------------|
| Season | 3 | twice |
| Big 12 | 3 | six times |
| Career | 4 | Central Florida (Jan. 3, 2007) |

Free Throw Attempts

| | | |
|--------|---|--------------------------------|
| Season | 5 | twice |
| Big 12 | 6 | at Iowa State (Feb. 21, 2007) |
| Career | 7 | Central Florida (Jan. 3, 2007) |

Rebounds

| | | |
|--------|----|------------------------|
| Season | 7 | twice |
| Big 12 | 11 | Baylor (Jan. 18, 2006) |
| Career | 11 | Baylor (Jan. 18, 2006) |

Offensive Rebounds

| | | |
|--------|---|-------|
| Season | 4 | twice |
| Big 12 | 7 | twice |
| Career | 7 | twice |

Defensive Rebounds

| | | |
|--------|---|---------------------------|
| Season | 6 | Grambling State (Dec. 29) |
| Big 12 | 7 | Missouri (Feb. 25, 2006) |
| Career | 7 | Missouri (Feb. 25, 2006) |

Assists

| | | |
|--------|---|------------|
| Season | 2 | five times |
| Big 12 | 2 | five times |
| Career | 3 | twice |

Steals

| | | |
|--------|---|--------------------|
| Season | 3 | Nebraska (Jan. 15) |
| Big 12 | 3 | Nebraska (Jan. 15) |
| Career | 3 | Nebraska (Jan. 15) |

Blocks

| | | |
|--------|---|-------------------------------|
| Season | 3 | four times |
| Big 12 | 4 | at Iowa State (Feb. 21, 2007) |
| Career | 4 | at Iowa State (Feb. 21, 2007) |

Minutes

| | | |
|--------|----|-------------------------------|
| Season | 29 | at Texas A&M (Jan. 12) |
| Big 12 | 33 | at Iowa State (Feb. 21, 2007) |
| Career | 33 | at Iowa State (Feb. 21, 2007) |

2006-07 (junior):

- Played in all 27 games with 24 starts
- Only player to start all 16 Big 12 games
- Averaged 3.6 points and 4.2 rebounds a game
- Team leader with 32 blocked shots (1.2) and one of five players with over 100 rebounds (113)
- Career-best 18 points on 7-for-9 shooting in home win over Central Florida (Jan. 3), also had a personal-best four blocked shots and 33 minutes at Iowa State (Feb. 21)
- Grabbed six or rebounds in a game, 10 times
- Led the team on the boards five times (two shared)
- Season-best nine rebounds, twice against Missouri (Jan. 24) and at Iowa State (Feb. 21)

2005-06 (sophomore): Played in all 30 games

- Averaged 1.8 points and 3.2 rebounds a game
- Shot 24-of-57 from the field (.421)
- Nearly recorded a double-double with eight points and 11 rebounds (seven offensive) against Baylor (Jan. 18)
- Had 10 rebounds and scored seven points in home win over Missouri (Feb. 25)

2004-05 (freshman): Averaged 2.3 points and 2.3 rebounds in 25 games with one start

- Shot 20-for-37 from the field (.541)
- Season-best game came in home finale against Iowa State (Mar. 5) with nine points, seven rebounds and season-high 24 minutes
- First collegiate start vs. Radford (Dec. 23) produced 21 minutes, five rebounds, two points

HIGH SCHOOL: Was a two-time captain junior and senior years

- Four-time most valuable player
- Three-time all-conference
- Averaged 22.6 points and 8.4 rebounds

ACADEMICS: College major is political science

- Spring 2007 Commissioners Honor Roll.

PERSONAL: Born Marcus Lamar King-Stockton on Nov. 18, 1985 in Denver, Colo. • Son of Herman and Dorothy King-Stockton • Has volunteered at various projects including Ronald McDonald House, Denver Rescue Mission, Children’s Hospital and Curtis Park Community Center • Also involved in the CEROC diversity club and the Links Crew, which helps freshmen in the transition to high school.

FAVORITES: Road Trip: anywhere • **Opponent to play against:** Colorado State • **Opponent Arena:** Mizzou Arena • **Movie:** Don’t be a Menace • **T.V. Show:** Martin • **Singer/Group:** DMX • **Food:** catfish • **Restaurant:** Crabshack • **Book:** Black Boy • **College Class:** Social Construction of Sexuality • **Sport to play other than basketball:** football • **NBA Team:** Denver Nuggets • **NBA Player (current or all-time):** Kevin Garnett • **Pro team other than basketball:** Broncos • **Vacation Spot:** I like cruises • **Hobby:** movies • **Thing about CU or living in Boulder:** the view • **What impresses you about Coach Bzdelik:** his intellect for the game.

2006-07 GAME-BY-GAME (JUNIOR YEAR)

| Game | GS | Min | FG | 3FG | FT | O-D-Reb | Pf | A | To | BL | ST | Pts | |
|-------------------|----|-----|-----|-----|-----|---------|----|---|----|----|----|-----|----|
| DENVER | * | 15 | 2-3 | 0-0 | 0-1 | 0-3 | 3 | 2 | 0 | 1 | 0 | 0 | 4 |
| at New Mexico | * | 16 | 2-4 | 0-0 | 0-0 | 0-1 | 1 | 3 | 0 | 2 | 1 | 0 | 4 |
| AIR FORCE | * | 12 | 1-2 | 0-0 | 0-0 | 0-2 | 2 | 3 | 0 | 0 | 0 | 0 | 2 |
| at Utah | * | 16 | 0-3 | 0-0 | 0-0 | 0-2 | 2 | 4 | 1 | 0 | 2 | 2 | 0 |
| WYOMING | * | 25 | 3-5 | 0-0 | 0-1 | 2-4 | 6 | 4 | 0 | 0 | 2 | 1 | 6 |
| at UNC Wilmington | * | 24 | 2-3 | 0-0 | 3-6 | 4-2 | 6 | 2 | 0 | 3 | 0 | 0 | 7 |
| NORTHERN COLO | - | 12 | 1-4 | 0-0 | 0-0 | 4-3 | 7 | 5 | 0 | 2 | 2 | 0 | 2 |
| PEPPERDINE | - | 9 | 0-1 | 0-0 | 0-0 | 0-2 | 2 | 1 | 0 | 0 | 1 | 0 | 0 |
| COLORADO STATE | - | 20 | 0-2 | 0-0 | 0-2 | 5-2 | 7 | 2 | 1 | 3 | 2 | 1 | 0 |
| CENTRAL FLORIDA | * | 30 | 7-9 | 0-0 | 4-7 | 1-3 | 4 | 4 | 1 | 1 | 1 | 0 | 18 |
| TEXAS | * | 13 | 1-3 | 0-0 | 0-0 | 1-2 | 3 | 3 | 1 | 0 | 1 | 0 | 2 |
| at Oklahoma | * | 13 | 0-1 | 0-0 | 0-0 | 0-2 | 2 | 2 | 0 | 2 | 0 | 0 | 0 |
| TEXAS A&M | * | 24 | 3-6 | 0-0 | 1-4 | 4-3 | 7 | 4 | 0 | 1 | 1 | 1 | 7 |
| IOWA STATE | * | 30 | 2-5 | 0-0 | 1-1 | 4-4 | 8 | 4 | 0 | 1 | 3 | 1 | 5 |
| at Nebraska | * | 15 | 0-2 | 0-0 | 0-0 | 1-0 | 1 | 5 | 0 | 1 | 0 | 0 | 0 |
| MISSOURI | * | 26 | 2-6 | 0-0 | 3-4 | 4-5 | 9 | 3 | 0 | 0 | 2 | 0 | 7 |
| at Kansas | * | 19 | 0-1 | 0-0 | 0-0 | 1-1 | 2 | 0 | 1 | 1 | 3 | 1 | 0 |
| at Baylor | * | 26 | 1-5 | 0-0 | 1-4 | 1-4 | 5 | 2 | 1 | 1 | 0 | 1 | 3 |
| OKLAHOMA STATE | * | 15 | 1-1 | 0-0 | 0-1 | 2-2 | 4 | 5 | 1 | 0 | 1 | 0 | 2 |
| at Kansas State | * | 24 | 3-5 | 0-0 | 1-3 | 3-4 | 7 | 5 | 1 | 1 | 3 | 0 | 7 |
| KANSAS | * | 16 | 0-5 | 0-0 | 2-4 | 7-1 | 8 | 4 | 0 | 1 | 0 | 0 | 2 |
| at Texas Tech | * | 12 | 0-1 | 0-0 | 0-0 | 0-1 | 1 | 4 | 0 | 2 | 1 | 0 | 0 |
| at Iowa State | * | 33 | 1-7 | 0-0 | 3-6 | 5-4 | 9 | 3 | 0 | 1 | 4 | 1 | 5 |
| KANSAS STATE | * | 20 | 1-2 | 0-0 | 3-4 | 2-0 | 2 | 5 | 1 | 1 | 2 | 0 | 5 |
| at Missouri | * | 12 | 0-0 | 0-0 | 2-2 | 0-1 | 1 | 1 | 0 | 2 | 0 | 0 | 2 |
| NEBRASKA | * | 14 | 2-5 | 0-0 | 0-0 | 0-2 | 2 | 5 | 0 | 1 | 0 | 0 | 4 |
| vs. Texas Tech | * | 14 | 1-1 | 0-0 | 1-5 | 0-2 | 2 | 3 | 0 | 1 | 0 | 0 | 3 |

2006-07 GAME-BY-GAME (SOPHOMORE YEAR)

| Game | GS | Min | FGs | 3FGs | FTs | O-D-Reb | Pf | A | To | BL | ST | Pts | |
|-------------------|----|-----|-----|------|-----|---------|----|---|----|----|----|-----|---|
| UNC WILMINGTON | - | 7 | 1-1 | 0-0 | 0-0 | 0-1 | 1 | 0 | 1 | 0 | 0 | 2 | 2 |
| at Colorado State | - | 23 | 2-6 | 0-0 | 0-0 | 4-3 | 7 | 4 | 0 | 2 | 2 | 0 | 4 |
| vs. Saint Mary’s | - | 5 | 2-3 | 0-0 | 0-0 | 0-0 | 0 | 1 | 0 | 0 | 0 | 0 | 4 |
| at Penn | - | 11 | 1-3 | 0-0 | 0-0 | 2-5 | 7 | 2 | 3 | 0 | 1 | 1 | 2 |
| CAL POLY | - | 12 | 2-4 | 0-0 | 1-2 | 2-3 | 5 | 1 | 1 | 0 | 0 | 0 | 5 |
| UTAH | - | 14 | 2-2 | 0-0 | 0-0 | 3-0 | 3 | 3 | 3 | 1 | 1 | 0 | 4 |
| UC IRVINE | - | 10 | 0-1 | 0-0 | 0-0 | 1-1 | 2 | 1 | 0 | 1 | 0 | 0 | 0 |
| at TCU | - | 15 | 0-0 | 0-0 | 0-0 | 0-3 | 3 | 4 | 2 | 3 | 2 | 0 | 0 |
| MERCER | - | 8 | 0-2 | 0-0 | 0-0 | 1-1 | 2 | 1 | 0 | 1 | 0 | 0 | 0 |
| DARTMOUTH | - | 6 | 0-2 | 0-0 | 0-2 | 2-1 | 3 | 1 | 0 | 0 | 1 | 0 | 0 |
| SAVANNAH STATE | - | 9 | 2-4 | 0-0 | 0-0 | 1-3 | 4 | 1 | 0 | 0 | 0 | 1 | 4 |
| at Texas | - | 3 | 0-0 | 0-0 | 0-0 | 0-1 | 1 | 2 | 0 | 1 | 0 | 0 | 0 |
| KANSAS | - | 11 | 0-2 | 0-0 | 0-0 | 0-1 | 1 | 0 | 0 | 1 | 3 | 1 | 0 |
| at Missouri | - | 10 | 0-2 | 0-0 | 0-0 | 1-1 | 2 | 3 | 0 | 0 | 1 | 0 | 0 |
| BAYLOR | - | 19 | 3-4 | 0-0 | 2-5 | 7-4 | 11 | 1 | 1 | 3 | 1 | 1 | 8 |
| at Oklahoma State | - | 20 | 0-2 | 0-0 | 0-0 | 3-1 | 4 | 4 | 2 | 0 | 1 | 0 | 0 |
| NEBRASKA | - | 14 | 0-0 | 0-0 | 0-0 | 1-3 | 4 | 3 | 0 | 0 | 0 | 0 | 4 |
| KANSAS STATE | - | 18 | 1-1 | 0-0 | 1-2 | 0-2 | 2 | 2 | 2 | 0 | 2 | 0 | 3 |
| at Iowa State | - | 4 | 0-0 | 0-0 | 0-2 | 0-1 | 1 | 0 | 0 | 0 | 0 | 0 | 0 |
| at Texas A&M | - | 17 | 0-1 | 0-0 | 0-0 | 1-2 | 3 | 2 | 1 | 0 | 0 | 1 | 0 |
| TEXAS TECH | * | 16 | 0-1 | 0-0 | 0-0 | 1-3 | 4 | 2 | 1 | 1 | 1 | 0 | 0 |
| OKLAHOMA | * | 18 | 3-5 | 0-0 | 0-0 | 3-3 | 6 | 2 | 0 | 1 | 0 | 0 | 6 |
| at Kansas State | * | 10 | 0-2 | 0-0 | 0-0 | 1-1 | 2 | 1 | 0 | 0 | 1 | 0 | 0 |
| at Nebraska | - | 5 | 0-0 | 0-0 | 0-0 | 0-0 | 0 | 2 | 0 | 0 | 0 | 1 | 0 |
| MISSOURI | - | 14 | 3-3 | 0-0 | 1-2 | 3-7 | 10 | 1 | 0 | 1 | 0 | 1 | 7 |
| at Kansas | - | 17 | 0-3 | 0-0 | 0-0 | 3-2 | 5 | 2 | 0 | 0 | 0 | 0 | 0 |
| IOWA STATE | - | 6 | 2-3 | 0-0 | 0-0 | 1-1 | 2 | 1 | 0 | 0 | 0 | 0 | 4 |
| vs. Baylor | - | 2 | 0-0 | 0-0 | 0-0 | 0-1 | 1 | 0 | 0 | 0 | 0 | 0 | 0 |
| vs. Texas A&M | - | 5 | 0-0 | 0-0 | 0-0 | 0-0 | 0 | 0 | 0 | 0 | 0 | 1 | 0 |
| OLD DOMINION | - | 7 | 0-0 | 0-0 | 0-1 | 0-1 | 1 | 0 | 0 | 0 | 0 | 0 | 0 |

2005-06 GAME-BY-GAME (FRESHMAN YEAR)

| Game | GS | Min | FG | 3FG | FT | O-D-Reb | Pf | A | To | BL | ST | Pts | |
|--------------------|----|-----|-----|-----|-----|---------|----|---|----|----|----|-----|----|
| CHARLESTON | - | 1 | 0-0 | 0-0 | 0-0 | 0-0 | 0 | 0 | 0 | 0 | 0 | 0 | 0 |
| at Michigan | - | 5 | 1-1 | 0-0 | 0-0 | 1-0 | 1 | 0 | 1 | 0 | 1 | 0 | 2 |
| at Oregon State | - | 1 | 0-0 | 0-0 | 0-0 | 0-0 | 0 | 0 | 0 | 0 | 0 | 0 | 0 |
| at California | - | 12 | 2-3 | 0-0 | 0-1 | 1-0 | 1 | 1 | 0 | 0 | 0 | 0 | 4 |
| COLORADO STATE | - | 12 | 2-4 | 0-0 | 1-1 | 2-0 | 2 | 1 | 1 | 0 | 1 | 0 | 5 |
| UMKC | - | 18 | 4-4 | 0-0 | 3-5 | 5-3 | 8 | 2 | 0 | 0 | 0 | 0 | 11 |
| RADFORD | * | 21 | 1-2 | 0-0 | 0-0 | 4-1 | 5 | 2 | 1 | 2 | 0 | 0 | 2 |
| GARDNER-WEBB | - | 14 | 1-2 | 0-0 | 3-4 | 0-1 | 1 | 1 | 2 | 0 | 0 | 0 | 5 |
| at Utah | - | 17 | 1-1 | 0-0 | 2-2 | 1-1 | 2 | 2 | 1 | 0 | 2 | 2 | 4 |
| at Richmond | - | 5 | 0-0 | 0-0 | 1-2 | 1-0 | 1 | 0 | 0 | 0 | 0 | 0 | 1 |
| at Oklahoma | - | 16 | 1-3 | 0-0 | 0-0 | 3-0 | 3 | 0 | 0 | 1 | 0 | 1 | 2 |
| NEBRASKA | - | 22 | 1-1 | 0-0 | 2-2 | 5-1 | 6 | 2 | 0 | 0 | 2 | 1 | 4 |
| KANSAS | - | 6 | 0-1 | 0-0 | 0-0 | 0-1 | 1 | 2 | 0 | 0 | 0 | 0 | 0 |
| at Baylor | - | 3 | 0-0 | 0-0 | 0-0 | 0-0 | 0 | 0 | 0 | 0 | 0 | 0 | 0 |
| OKLAHOMA STATE | - | 4 | 0-0 | 0-0 | 0-0 | 0-1 | 1 | 0 | 0 | 0 | 0 | 0 | 0 |
| at Texas Tech | - | 2 | 0-1 | 0-0 | 0-0 | 0-1 | 1 | 1 | 0 | 0 | 1 | 0 | 0 |
| TEXAS | - | 4 | 0-0 | 0-0 | 0-0 | 0-1 | 1 | 0 | 0 | 0 | 0 | 0 | 0 |
| at Kansas | - | 4 | 0-1 | 0-0 | 0-2 | 0-1 | 1 | 0 | 0 | 0 | 1 | 0 | 0 |
| S. DAKOTA STATE | - | 14 | 1-1 | 0-0 | 0-0 | 1-2 | 3 | 0 | 2 | 1 | 2 | 0 | 2 |
| TEXAS A&M | - | 10 | 1-1 | 0-0 | 0-0 | 2-2 | 4 | 1 | 0 | 0 | 2 | 1 | 2 |
| at Missouri | - | 23 | 0-3 | 0-0 | 1-2 | 1-2 | 3 | 2 | 0 | 1 | 0 | 2 | 1 |
| KANSAS STATE | - | 2 | 0-0 | 0-0 | 0-0 | 0-0 | 0 | 0 | 0 | 0 | 0 | 0 | 0 |
| IOWA STATE | - | 24 | 3-4 | 0-0 | 3-3 | 4-3 | 7 | 1 | 0 | 1 | 1 | 0 | 9 |
| vs. Texas | - | 11 | 1-2 | 0-0 | 0-0 | 0-2 | 2 | 2 | 1 | 0 | 0 | 0 | 2 |
| vs. Oklahoma State | - | 11 | 0-2 | 0-0 | 1-2 | 3-0 | 3 | 3 | 2 | 0 | 0 | 0 | 1 |



#44

TRENT BECKLEY

FORWARD, 6-10, 230
SOPHOMORE, 1L
VAIL, COLO.
BATTLE MOUNTAIN HS



2007-08 (sophomore): Non-scholarship student-athlete • Has played in six games (Oklahoma, at Iowa State, Missouri, Nebraska, Colorado Christian, Grambling State) • Scored two points (free throws) with one defensive rebound in four minutes vs. Mizzou • One blocked shot against GSU.

2006-07 (freshman year): Was one of four non-scholarship players • Played in five games (Air Force, at Utah, at Kansas, at Texas Tech and Texas Tech at the Big 12 Tournament).

BATTLE MOUNTAIN HS: Two-year basketball letterwinner • Averaged 17 points, 11 rebounds, two blocks a game helping team to a 21-3 senior year • Helped high school to the Western Slope league championship senior year • Was an all-state honorable mention senior season; also made the all-state Academic team in his senior year • Averaged 11 points and eight rebounds as a junior.

ACADEMICS: College major is business, also interested in international business • Spring 2007 Commissioners Honor Roll recipient.

PERSONAL: Born Robert Trent Beckley on June 3, 1988 in Vail, Colo. • Son of Michael and Sally Beckley • Has an older brother, Beau • Future endeavor is representing international companies • Enjoys playing basketball and weight training.

FAVORITES: **Road Trip:** Big 12 Tournament (Oklahoma City); **Opponent to play against:** Kansas; **Opponent Arena:** Allen Fieldhouse; **Movie:** Old School; **T.V. Show:** SportsCenter; **Singer/Group:** Dave Mathews Band; **Food:** Mexican; **Book:** *It's Not about the Bike* (Lance Armstrong); **College Class:** First Year Writing; **Sport to play other than basketball:** tennis; **NBA Team:** Denver Nuggets; **NBA Player:** Carmelo Anthony; **Pro team other than basketball:** Denver Broncos; **Vacation Spot:** Mexico; **Thing about CU or living in Boulder:** playing basketball; **What impresses you about Coach Bzdelik:** His knowledge of the game.



#14 JAVON CONEY

GUARD, 6-4, 205
FRESHMAN
CHICAGO, ILL. (LATIN HS)



2007-08 (freshman): Non-scholarship student-athlete • Has played in seven games (at KU, Kansas, at Iowa State, Florida A&M, at Wisconsin, Colorado Christian, Grambling State) • Season-high eight minutes with two rebounds at KU • Saw two minutes in the first half against KU • Scored his first collegiate points (two) against Grambling State with a season-best nine minutes and one rebound.

HIGH SCHOOL (The Latin School of Chicago)

- Led the Romans to a 15-10 record as a senior and averaged 21 ppg.
- Also averaged 11 rebounds and three assists as a senior
- Scored over 1,000 points over four-year prep career
- First-team all-conference junior and senior years
- First-team all-state; named conference MVP as a senior

ACADEMICS: Intended college major is business.

PERSONAL: Born Javon Lester Coney on May 14, 1989 in Chicago, Illinois • Son of Lester and Dawn Coney • Youngest of two children, has an older sister, Chanel • Enjoys playing and watching tennis • Was born on Mother's Day • Future endeavor includes own a company • Lists finding out being selected as a first-team all-state as his biggest high school moment.

FAVORITES

• **Movie:** Friday; **T.V. Show:** Entourage; **Food:** Pizza; **Restaurant:** Gibson's in Chicago; **Web site:** NBA.com; **Book:** *The Story of Ben Carson*; **Sport to play other than basketball:** tennis; **NBA Team:** Chicago Bulls; **NBA Player:** Allen Iverson; **Pro team other than basketball:** Chicago Bears; **Vacation Spot:** Nevis; **Thing about CU or living in Boulder:** the mountains; **What impresses you about Coach Bzdelik:** his focus.



#25 ANDREW ZEHNDER

GUARD, 6-3, 180
FRESHMAN
ARVADA, COLO. (STANDLEY LAKE HS)



2007-08 (freshman): Non-scholarship student-athlete • Has played in four games spanning four minutes (at Iowa State, Florida A&M, Colorado Christian, Grambling State) • Scored his first collegiate points (five) against Grambling State; also played seven minutes, 3-of-3 from the field with one 3-pointer.

HIGH SCHOOL (Standley Lake High School)

- Lettered four years in basketball, twice in track and in soccer
- Led team to a 16-10 record as a senior; averaging 16 ppg.
- Named first-team all-conference, all-north metro, and all-state academics both junior and senior years.

ACADEMICS: An open option major in Colorado's College of Arts and Sciences
 • Also interested in engineering.

PERSONAL: Born Andrew Kenneth Zehnder on February 28, 1989 in Denver, Colorado • Son of Brian and Terri Zehnder • Older brother, Steve, is a senior at Western State College; Has a younger sister, Rachael • Lists graduating as his biggest high school moment.

FAVORITES

Movie: Dumb and Dumber; **T.V. Show:** Who's Line is it Anyway?; **Singer/Group:** The Used; **Food:** Ice Cream; **Restaurant:** Red Lobster; **Web site:** ESPN.com; **Book:** *Harry Potter*; **Sport to play other than basketball:** Volleyball; **NBA Team:** Denver Nuggets; **NBA Player (current or all-time):** Magic Johnson; **Pro team other than basketball:** Denver Broncos; **Vacation Spot:** Mexico; **Hobby:** Playing Cards; **Thing about CU or living in Boulder:** lots of people; **What impresses you about Coach Bzdelik:** his drive.



#34 CASEY CRAWFORD

FORWARD, 6-9, 230
SOPHOMORE-TRANSFER
OVERLAND PARK, KAN.
BLUE VALLEY NORTH HS
WAKE FOREST



2007-08 (sophomore): Selected Colorado over Northwestern when deciding to transfer from Wake Forest • Three years of eligibility remaining after sitting out the 2007-08 season • A versatile power forward • Possesses good fundamentals.

2006-07 (Wake Forest): Played 27 minutes and in nine games for the Demon Deacons • Scored 10 points with four rebounds, four assists and two blocks • On the 2006 Bahamas Trip, scored seven points in each of the two exhibition games over Labor Day weekend.

BLUE VALLEY NORTH HS (Overland Park, Kan.):

- Averaged 22 points, 10 rebounds and 4 blocked shots per game as a senior
- Was a three-star prospect averaging 18 points, 10 rebounds and 3.5 blocked shots as a junior
- Ranks as the school's all-time leader in scoring, rebounds and blocks
- Three-time first team all-conference selection in the Eastern Kansas League
- State of Kansas Mr. Basketball senior year; 2006 Kansas Gatorade Player of the Year
- Two-time league MVP and first-team all-state selection • Named first team all-metro twice • Finalist for the Dorenna Award, which is presented annually to Kansas City's top prep player • Member of a pair of Eastern League Championship teams • Helped lead the Mustangs to a 33-9 record (.786) over his junior and season seasons; 63-26 record (.708) over his years



#3 KYLE WRIGHT

GUARD, 6-5, 195
SOPHOMORE-TRANSFER
HARTFORD, CONN.
BREWSTER ACADEMY (WOLFEBORO, N.H.)
STONY BROOK



2007-08 (sophomore): Transfer from Stony Brook • Three years of eligibility remaining after sitting out the 2007-08 season.

STONY BROOK (2006-07): Played in 23 of 29 games • Averaged 2.8 points 1.3 rebounds per game • Made 10 3-pointers • Also had four blocked shots, four assists and three steals • Scored a season-best nine points against Vermont (Jan. 28) on 4-for-9 shooting; also chipped-in eight points at Hartford (Jan. 13) with a personal-high six rebounds and 26 minutes • Came off the bench to score six points with two rebounds in a 68-62 home win over Boston (Jan. 18).

HIGH SCHOOL (Brewster Academy): A standout player at Brewster Academy in Wolfeboro, N.H. • Averaged 13 points, six rebounds and three assists per game • Lettered all four years.

ACADEMICS: Intended college major is communication • Also interested in business.

PERSONAL: Born Kyle Austin Wright on November 13, 1987 in Hartford, Connecticut • Son of Dana and Eleise Wright • Has one older sister, Leah • Lists beating Bridgeton and breaking their undefeated home record as his biggest high school moment.

FAVORITES: **Movie:** Dead Presidents; **T.V. Show:** Entourage; **Singer/Group:** Jay-Z; **Food:** mac & cheese; **Restaurant:** Trumbull Kitchen; **Web site:** www.ESPN.com; **Book:** *Catcher & the Rye*; **College Class:** sociology; **Sport to play other than basketball:** baseball; **NBA Team:** Knicks; **NBA Player** (current or all-time): Kobe Bryant; **Pro team other than basketball:** Yankees; **Vacation Spot:** Martina's Vineyard; **Hobby:** television; **Thing about CU or living in Boulder:** peacefulness; **What impresses you about Coach Bzdelik:** basketball knowledge of the game.

ACADEMICS: College major is political science • Interested in political science and history.

PERSONAL: Born Casey Garrett Crawford on October 30, 1987 in Weymouth, Mass. • Son of Steve and Debbie Crawford • Has an older sister, Ashley (Kansas State graduate); and older brother, Blake (played basketball and graduated from UMKC) • Father played professional baseball with Boston Red Sox and Kansas City Royals • Goals after college include becoming a lawyer or a politician • Enjoys reading, watching movies and listening to music • Also speaks Spanish • Lists breaking high school scoring record as biggest moment of prep career.

FAVORITES: **Road Trip:** Air Force Academy; **Opponent Arena:** Allen Fieldhouse; **Movie:** *The Big Lebowski*; **T.V. Show:** Scrubs; **Music Group:** Incubus; **Food:** Fettuccini Alfredo; **Restaurant:** J. Alexander's; **Book:** *The Bible*; **College Class:** Creative Science; **Sport to play other than basketball:** Baseball; **NBA Team:** Boston Celtics; **NBA Player** (current or all-time): Larry Bird; **Pro team other than basketball:** Boston Red Sox; **Hobbies:** PlayStation and Reading; **Thing about CU or living in Boulder:** It's a good college town; **What impresses you about Coach Bzdelik:** His enthusiasm.

GAME #1, NOV. 9, BOULDER vs. NEW MEXICO

NEW MEXICO (1-0)

| Player | FGs | 3-pt | FT | O-DR | F | TP | A | TO | B | S | Min |
|-----------|-------|------|------|------|----|----|----|----|----|---|-----|
| Harris f | 0-2 | 0-0 | 0-2 | 0-1 | 1 | 0 | 0 | 1 | 0 | 0 | 15 |
| Faris f | 4-7 | 0-0 | 0-1 | 0-1 | 4 | 8 | 1 | 6 | 0 | 0 | 20 |
| Wills g | 4-9 | 3-3 | 2-2 | 0-3 | 3 | 13 | 1 | 1 | 0 | 0 | 23 |
| Smith g | 2-4 | 0-1 | 3-5 | 0-2 | 2 | 4 | 7 | 2 | 2 | 0 | 25 |
| Giddens g | 2-5 | 0-1 | 0-0 | 0-6 | 6 | 4 | 4 | 0 | 3 | 2 | 22 |
| Gary g | 0-0 | 0-0 | 0-1 | 0-0 | 1 | 0 | 0 | 0 | 0 | 0 | 15 |
| Pegues | 1-5 | 0-0 | 1-2 | 0-2 | 2 | 1 | 3 | 0 | 3 | 0 | 12 |
| Prentice | 0-1 | 0-1 | 1-2 | 0-1 | 1 | 1 | 4 | 2 | 0 | 0 | 16 |
| Martinez | 3-6 | 1-2 | 0-0 | 5-2 | 7 | 3 | 7 | 3 | 0 | 1 | 28 |
| Toppert | 4-6 | 2-4 | 1-2 | 1-8 | 9 | 2 | 11 | 1 | 1 | 0 | 24 |
| Team | 20 2 | | | | | | | | | | |
| Totals | 20-45 | 6-12 | 8-17 | 8-26 | 34 | 21 | 54 | 13 | 18 | 3 | 200 |

| | | | | | | | | |
|----------|---------|-------|-------|---------|------|-------|------|-------|
| FC% | 1st Hlf | 11-22 | 50.0% | 2nd Hlf | 9-23 | 39.1% | Game | 44.4% |
| 3-Pt.FG% | 1st Hlf | 5-9 | 55.6% | 2nd Hlf | 1-3 | 33.3% | Game | 50.0% |
| FT% | 1st Hlf | 3-5 | 60.0% | 2nd Hlf | 5-12 | 41.7% | Game | 47.1% |

deadball rebounds: 3

COLORADO (0-1)

| Player | FGs | 3-pt | FT | O-DR | F | TP | A | TO | B | S | Min |
|---------------|-------|------|-------|------|----|----|----|----|---|---|-----|
| Jack-Wilson f | 0-0 | 0-0 | 3-4 | 0-4 | 4 | 1 | 3 | 1 | 2 | 1 | 20 |
| Hall g | 4-12 | 1-5 | 2-2 | 2-4 | 6 | 5 | 11 | 4 | 4 | 0 | 33 |
| Higgins g | 3-7 | 1-3 | 3-4 | 0-5 | 5 | 3 | 10 | 2 | 1 | 1 | 37 |
| Silas g | 3-12 | 1-4 | 2-4 | 2-3 | 5 | 3 | 9 | 1 | 2 | 0 | 29 |
| Roby g | 0-3 | 0-3 | 1-2 | 0-5 | 5 | 4 | 1 | 0 | 5 | 2 | 33 |
| Thorne II | 1-2 | 0-1 | 0-0 | 0-0 | 2 | 2 | 0 | 2 | 0 | 0 | 11 |
| Knutson | 3-5 | 1-3 | 2-4 | 0-0 | 0 | 9 | 0 | 0 | 0 | 0 | 19 |
| King-Stockton | 1-3 | 0-0 | 0-0 | 1-2 | 3 | 1 | 2 | 2 | 0 | 0 | 18 |
| Team | 10 1 | | | | | | | | | | |
| Totals | 15-44 | 4-19 | 13-20 | 6-23 | 29 | 47 | 10 | 15 | 6 | 5 | 200 |

| | | | | | | | | |
|----------|---------|------|-------|---------|------|-------|------|-------|
| FC% | 1st Hlf | 7-22 | 31.8% | 2nd Hlf | 8-22 | 36.4% | Game | 34.1% |
| 3-Pt.FG% | 1st Hlf | 1-5 | 20.0% | 2nd Hlf | 3-14 | 21.4% | Game | 21.1% |
| FT% | 1st Hlf | 4-6 | 66.7% | 2nd Hlf | 9-14 | 64.3% | Game | 65.0% |

deadball rebounds: 4

| | | | |
|------------|----|----|----|
| New Mexico | 30 | 24 | 54 |
| Colorado | 19 | 28 | 47 |

Officials: Scott Thornley, Tom O'Neill, Kelly Self
 Technicals: none. Attendance: 8372. Fouled out: Hall.

LOBOS DEFEAT BUFFS IN OPENER

BOULDER (AP/CU Sports Info.) - J.R. Giddens 18-foot jumper in the corner with 33 seconds remaining helped New Mexico to a 54-47 victory over Colorado, Friday evening at the Coors Events Conference Center.

After Marcus Hall converted a driving layup with 1:04 remaining in the game, cutting the Lobos deficit to 50-47, the UNM countered with Giddens' jump shot as the visitors won their first season-opening road game since the 1979-1980 season.

Buffaloes senior guard Richard Roby, who averaged 17.3 points last season, was nearly shut out for the first time in his career. His only point came on a free throw with 1:16 remaining that pulled Colorado to 50-45.

The Buffs trailed by double digits most of the game but began its run on Xavier Silas' 3-pointer with 2:20 remaining that cut the Lobos' lead to 49-43.

Bzdelik, a former coach of the Denver Nuggets and the Air Force Academy, bolted for Boulder after leading the Falcons to a 50-16 mark in two seasons, including a trip to the NIT Final Four last season. He replaced Ricardo Patton, who was let go after 11 years and a 7-20 season.

It was the largest attended regular season opening game in 26 years of the Coors Events Center.

The Lobos, who beat the Buffs 106-65 last season in Albuquerque, jumped out to an early lead and took a 30-19 cushion into the locker room after closing the first half on a 9-2 run that featured a 3-pointer and two free throws by Wills.

Roby, who ranks seventh on Colorado's all-time scoring list, was one of two Buffaloes starters shut out in the first half. The other was Hall, who redshirted last season and underwent minor thumb surgery last month.

Hall scored all of Colorado's nine points over the first 10:18 of the second half, but his teammates went cold and New Mexico maintained a double-digit lead. Hall then committed charges on back-to-back possessions, one of them wiping off a basket for the Buffs.

Freshman Cory Higgins added 10 points, five rebounds and three steals for Colorado.

GAME #2, NOV. 15, MADISON, WIS. vs. FLORIDA A&M

FLORIDA A&M (1-1)

| Player | FGs | 3-pt | FT | O-DR | F | TP | A | TO | B | S | Min |
|------------|-------|------|------|------|----|----|----|----|----|---|-----|
| Jackson f | 1-4 | 0-0 | 1-2 | 2-5 | 7 | 4 | 3 | 2 | 0 | 0 | 35 |
| Akini f | 9-13 | 0-1 | 3-4 | 1-4 | 5 | 3 | 21 | 0 | 5 | 1 | 0 |
| Mason g | 2-3 | 1-1 | 0-0 | 2-0 | 2 | 2 | 5 | 0 | 2 | 0 | 8 |
| Taylor g | 0-0 | 0-0 | 0-0 | 0-1 | 0 | 1 | 0 | 0 | 0 | 0 | 22 |
| Robinson g | 4-7 | 3-6 | 0-0 | 0-4 | 4 | 2 | 11 | 0 | 3 | 0 | 5 |
| Bush | 1-5 | 0-2 | 0-0 | 0-0 | 1 | 2 | 1 | 2 | 0 | 1 | 15 |
| Twitty | 3-7 | 2-4 | 1-2 | 0-4 | 4 | 3 | 9 | 1 | 1 | 0 | 23 |
| Maul | 2-6 | 1-4 | 0-0 | 1-1 | 2 | 3 | 5 | 0 | 4 | 0 | 1 |
| Bell | 0-2 | 0-1 | 0-0 | 1-0 | 1 | 2 | 0 | 0 | 0 | 0 | 7 |
| Demps | 0-2 | 0-0 | 1-2 | 0-2 | 2 | 0 | 1 | 0 | 0 | 0 | 6 |
| Ballard | 1-4 | 0-1 | 0-0 | 0-3 | 3 | 2 | 2 | 6 | 3 | 0 | 1 |
| Team | 21 3 | | | | | | | | | | |
| Totals | 23-53 | 7-20 | 6-10 | 9-24 | 33 | 23 | 59 | 11 | 20 | 1 | 200 |

| | | | | | | | | |
|----------|---------|-------|-------|---------|-------|-------|------|-------|
| FC% | 1st Hlf | 13-23 | 59.1% | 2nd Hlf | 10-31 | 32.3% | Game | 43.4% |
| 3-Pt.FG% | 1st Hlf | 3-8 | 37.5% | 2nd Hlf | 4-12 | 33.3% | Game | 35.0% |
| FT% | 1st Hlf | 2-4 | 50.0% | 2nd Hlf | 4-6 | 66.7% | Game | 60.0% |

deadball rebounds: 4

COLORADO (1-1)

| Player | FGs | 3-pt | FT | O-DR | F | TP | A | TO | B | S | Min |
|---------------|-------|------|-------|------|----|----|----|----|----|---|-----|
| Jack-Wilson f | 5-7 | 0-0 | 1-2 | 1-3 | 4 | 4 | 11 | 2 | 2 | 1 | 18 |
| Roby g | 4-10 | 1-5 | 1-1 | 1-4 | 5 | 2 | 10 | 3 | 2 | 0 | 33 |
| Hall g | 3-8 | 1-3 | 2-2 | 0-4 | 4 | 2 | 9 | 4 | 3 | 0 | 28 |
| Higgins g | 3-5 | 2-4 | 2-2 | 0-2 | 3 | 10 | 1 | 2 | 0 | 0 | 31 |
| Silas g | 8-11 | 3-5 | 5-9 | 3-0 | 3 | 0 | 24 | 5 | 1 | 1 | 33 |
| Thorne II | 2-4 | 0-2 | 2-2 | 0-0 | 1 | 6 | 1 | 2 | 0 | 0 | 18 |
| Coney | 0-0 | 0-0 | 0-0 | 0-0 | 0 | 0 | 0 | 0 | 0 | 0 | 1 |
| Patterson | 1-2 | 0-0 | 1-1 | 0-1 | 1 | 0 | 3 | 0 | 0 | 0 | 4 |
| Knutson | 3-5 | 1-2 | 3-4 | 0-3 | 1 | 10 | 2 | 0 | 0 | 1 | 21 |
| Zehnder | 0-0 | 0-0 | 0-0 | 0-0 | 0 | 0 | 0 | 0 | 0 | 0 | 1 |
| King-Stockton | 0-1 | 0-0 | 0-0 | 0-3 | 3 | 3 | 0 | 1 | 0 | 0 | 12 |
| Team | 10 1 | | | | | | | | | | |
| Totals | 29-53 | 8-21 | 17-23 | 6-20 | 26 | 16 | 83 | 19 | 12 | 4 | 200 |

| | | | | | | | | |
|----------|---------|-------|-------|---------|-------|-------|------|-------|
| FC% | 1st Hlf | 14-28 | 50.0% | 2nd Hlf | 15-25 | 60.0% | Game | 54.7% |
| 3-Pt.FG% | 1st Hlf | 6-15 | 40.0% | 2nd Hlf | 2-6 | 33.3% | Game | 38.1% |
| FT% | 1st Hlf | 8-10 | 80.0% | 2nd Hlf | 9-13 | 69.2% | Game | 73.9% |

deadball rebounds: 1

| | | | |
|-------------|----|----|----|
| Florida A&M | 31 | 28 | 59 |
| Colorado | 42 | 41 | 83 |

Officials: Dwayne Gladden, Sean Casady, James Marker
 Technicals: none. Attendance: 17190. Fouled out: none.

BUFFS RATTLE FLORIDA A&M, 83-59

MADISON, Wis. (AP/CU Sports Info.) - Xavier Silas scored 24 points to lead Colorado to an 83-59 victory over Florida A&M, Thursday in the opening game of the America's Youth Classic.

The sophomore guard was 8-of-11 from the floor and scored 18 points in the first half as the Buffaloes (1-1) opened up a huge lead early and were never seriously threatened. Silas also had a career-best five assists.

Silas' jumper with 10:28 left in the first half gave Colorado a 25-7 lead.

The Rattlers (1-1), the defending Mid-Eastern Atlantic Conference tournament champions, could get no closer than eight points the rest of the way.

Jermyl Jackson-Wilson scored 11 points, while Cory Higgins, Richard Roby and Levi Knutson each added 10 for the Buffaloes.

Marcus Hall added nine points, four rebounds and his four assists, bring his career total to 303. He also collected three steals.

Akini Akini paced Florida A&M with 21 points. The 6-foot-10 senior forward scored eight points during a 20-10 Rattler spurt that cut Colorado's lead to 35-27 just before halftime.

The Buffaloes used an 8-0 run early in the second half to stretch their advantage to 50-33, and the lead remained in double digits.

CU's victory tonight is the first win on a neutral court outside the state of Colorado in the regular season since Dec. 29, 2002 against the University of Loyola-Chicago at the Pepsi Classic (Charlotte, N.C.).

It was the first-ever meeting between the two schools, who are both breaking in new coaches: Eugene Harris at Florida A&M, and former Denver Nuggets head coach Jeff Bzdelik at Colorado.

GAME #3, NOV. 16, MADISON, WIS. vs. SAVANNAH STATE

COLORADO (2-1)

| Player | FGs | 3-pt | FT | O-DR | F | TP | A | TO | B | S | Min |
|---------------|-------|------|-------|------|----|----|----|----|----|---|-----|
| Jack-Wilson f | 3-6 | 0-1 | 0-2 | 4-9 | 13 | 3 | 6 | 5 | 3 | 0 | 29 |
| Hall g | 2-3 | 2-2 | 4-4 | 0-3 | 3 | 2 | 10 | 2 | 4 | 0 | 26 |
| Higgins g | 1-3 | 0-2 | 1-2 | 0-1 | 1 | 3 | 3 | 0 | 4 | 0 | 19 |
| Silas g | 3-6 | 1-4 | 1-3 | 0-3 | 3 | 3 | 8 | 4 | 4 | 0 | 35 |
| Roby g | 6-9 | 1-4 | 4-6 | 1-5 | 6 | 2 | 17 | 1 | 2 | 0 | 33 |
| Thorne II | 1-3 | 0-2 | 0-0 | 0-0 | 0 | 0 | 2 | 0 | 0 | 0 | 11 |
| Knutson | 3-5 | 3-4 | 3-3 | 0-2 | 2 | 2 | 12 | 1 | 1 | 0 | 36 |
| King-Stockton | 0-0 | 0-0 | 0-0 | 1-1 | 2 | 0 | 0 | 0 | 1 | 3 | 0 |
| Team | 0 2 | | | | | | | | | | |
| Totals | 19-35 | 7-16 | 13-20 | 6-26 | 32 | 15 | 58 | 13 | 22 | 4 | 200 |

| | | | | | | | | |
|----------|---------|------|-------|---------|-------|-------|------|-------|
| FC% | 1st Hlf | 9-17 | 59.2% | 2nd Hlf | 10-18 | 55.6% | Game | 54.3% |
| 3-Pt.FG% | 1st Hlf | 1-7 | 14.3% | 2nd Hlf | 6-9 | 66.7% | Game | 43.8% |
| FT% | 1st Hlf | 6-10 | 60.0% | 2nd Hlf | 7-10 | 70.0% | Game | 65.0% |

deadball rebounds: 4

SAVANNAH STATE (2-3)

| Player | FGs | 3-pt | FT | O-DR | F | TP | A | TO | B | S | Min |
|-----------|-------|------|------|-------|----|----|----|----|---|---|-----|
| Coleman f | 1-5 | 0-0 | 1-2 | 2-4 | 3 | 0 | 0 | 1 | 0 | 1 | 24 |
| Linton f | 4-11 | 0-0 | 2-2 | 8-5 | 13 | 3 | 10 | 2 | 0 | 1 | 30 |
| Flegler g | 4-11 | 2-6 | 4-4 | 0-0 | 0 | 2 | 14 | 0 | 0 | 1 | 20 |
| Bailey g | 1-5 | 1-3 | 0-0 | 0-1 | 1 | 2 | 3 | 1 | 3 | 0 | 27 |
| Hardy g | 0-2 | 0-0 | 0-0 | 1-2 | 3 | 1 | 0 | 0 | 0 | 0 | 10 |
| Edwards | 0-0 | 0-0 | 0-1 | 1 | 1 | 0 | 1 | 0 | 0 | 2 | 5 |
| Davia | 0-3 | 0-1 | 0-0 | 0-1 | 1 | 1 | 0 | 1 | 0 | 0 | 10 |
| Mitchell | 0-0 | 0-0 | 0-0 | 0 | 2 | 0 | 0 | 2 | 0 | 0 | 3 |
| Jones | 4-12 | 0-2 | 1-2 | 0-1 | 1 | 2 | 9 | 1 | 5 | 1 | 22 |
| Shuler | 1-2 | 0-1 | 0-0 | 0-1 | 1 | 1 | 2 | 2 | 0 | 0 | 21 |
| McKenzie | 0-1 | 0-1 | 0-0 | 0-0 | 0 | 1 | 0 | 0 | 1 | 0 | 3 |
| Brown | 0-4 | 0-1 | 0-0 | 1-0 | 1 | 2 | 0 | 0 | 0 | 0 | 2 |
| Stowers | 1-1 | 0-0 | 0-0 | 2-3 | 5 | 2 | 2 | 0 | 0 | 0 | 13 |
| Bohley | 0-1 | 0-0 | 0-0 | 1-2 | 2 | 0 | 0 | 0 | 0 | 0 | 3 |
| Williams | 0-0 | 0-0 | 0-0 | 0-0 | 1 | 0 | 0 | 0 | 0 | 0 | 2 |
| Team | 0 0 | | | | | | | | | | |
| Totals | 16-58 | 3-15 | 8-10 | 15-16 | 31 | | | | | | |

**GAME #4, NOV. 17, MADISON, WIS.
AT WISCONSIN**

COLORADO (2-2)

| Player | FGs | 3-pt | FT | O-DR | F | TP | A | TO | B | S | Min | |
|---------------|--------|------|-----|------|----|----|----|----|----|---|-----|-----|
| Jack.-Wilson | f 2-3 | 0-0 | 0-0 | 2-1 | 3 | 2 | 4 | 0 | 4 | 2 | 1 | 26 |
| Hall | g 3-7 | 2-3 | 0-0 | 0-4 | 4 | 1 | 8 | 5 | 4 | 0 | 0 | 33 |
| Higgins | g 1-4 | 0-1 | 0-0 | 0-3 | 3 | 0 | 2 | 1 | 1 | 1 | 3 | 33 |
| Silas | g 4-6 | 2-2 | 3-4 | 0-0 | 0 | 3 | 13 | 1 | 2 | 0 | 0 | 35 |
| Roby | g 8-15 | 1-5 | 3-3 | 1-2 | 3 | 3 | 20 | 2 | 3 | 0 | 0 | 34 |
| Coney | 0-0 | 0-0 | 0-0 | 0-0 | 0 | 0 | 0 | 0 | 0 | 0 | 0 | 3 |
| Patterson | 1-2 | 1-1 | 0-0 | 0-3 | 3 | 0 | 3 | 0 | 3 | 0 | 0 | 11 |
| Knutson | 1-3 | 0-1 | 0-0 | 0-1 | 1 | 2 | 2 | 1 | 0 | 0 | 0 | 20 |
| King-Stockton | 0-1 | 0-1 | 0-0 | 0-0 | 1 | 0 | 2 | 1 | 0 | 0 | 0 | 5 |
| Team | | | | 2-1 | 3 | | | | | | | |
| Totals | 20-41 | 6-14 | 6-7 | 5-15 | 20 | 11 | 52 | 11 | 19 | 3 | 4 | 200 |

| | | | | | | | | |
|----------|---------|-------|--------|---------|------|-------|------|-------|
| FO% | 1st Hlf | 11-21 | 52.4% | 2nd Hlf | 9-20 | 45.0% | Game | 48.8% |
| 3-Pt.FG% | 1st Hlf | 2-7 | 28.6% | 2nd Hlf | 4-7 | 57.1% | Game | 42.9% |
| FT% | 1st Hlf | 3-3 | 100.0% | 2nd Hlf | 3-4 | 75.0% | Game | 85.7% |

WISCONSIN (4-0)

| Player | FGs | 3-pt | FT | O-DR | F | TP | A | TO | B | S | Min | |
|-------------|--------|------|------|-------|----|----|----|----|---|---|-----|-----|
| Landry | f 4-8 | 0-1 | 0-0 | 3-3 | 6 | 0 | 8 | 5 | 0 | 0 | 0 | 30 |
| Butch | f 7-15 | 0-2 | 3-5 | 5-3 | 8 | 1 | 17 | 2 | 1 | 0 | 2 | 29 |
| Krabbenhoft | f 1-4 | 0-1 | 0-0 | 0-0 | 1 | 2 | 3 | 0 | 0 | 1 | 1 | 16 |
| Stiemsma | g 2-3 | 0-0 | 0-0 | 0-2 | 2 | 1 | 4 | 1 | 0 | 5 | 0 | 14 |
| Hughes | g 5-10 | 4-8 | 4-6 | 0-6 | 6 | 2 | 18 | 3 | 1 | 0 | 3 | 36 |
| Bohannon | 1-3 | 1-3 | 0-0 | 0-0 | 2 | 3 | 1 | 0 | 0 | 0 | 0 | 14 |
| Bronson | 0-0 | 0-0 | 0-0 | 0-0 | 0 | 0 | 1 | 0 | 0 | 0 | 0 | 2 |
| Flowers | 5-7 | 2-4 | 0-0 | 0-0 | 2 | 12 | 4 | 4 | 1 | 3 | 29 | |
| Jarmusz | 1-1 | 0-0 | 0-0 | 0-1 | 1 | 0 | 2 | 0 | 0 | 0 | 0 | 2 |
| Leuer | 4-4 | 0-0 | 0-0 | 2-0 | 2 | 8 | 1 | 1 | 0 | 0 | 0 | 17 |
| Gulkisson | 1-2 | 0-1 | 0-0 | 0-1 | 1 | 2 | 0 | 1 | 0 | 0 | 0 | 8 |
| Nankivil | 1-1 | 0-0 | 0-0 | 0-0 | 0 | 2 | 0 | 0 | 0 | 0 | 0 | 3 |
| Team | | | | 3-0 | 3 | | | | | | | |
| Totals | 32-58 | 7-20 | 7-11 | 13-16 | 29 | 9 | 78 | 21 | 9 | 6 | 9 | 200 |

| | | | | | | | | |
|----------|---------|-------|-------|---------|-------|-------|------|-------|
| FO% | 1st Hlf | 18-32 | 56.3% | 2nd Hlf | 14-26 | 53.8% | Game | 55.2% |
| 3-Pt.FG% | 1st Hlf | 6-13 | 46.2% | 2nd Hlf | 1-7 | 14.3% | Game | 35.0% |
| FT% | 1st Hlf | 2-4 | 50.0% | 2nd Hlf | 5-7 | 71.4% | Game | 63.6% |

| | | | |
|-----------|----|----|----|
| Colorado | 27 | 35 | 52 |
| Wisconsin | 44 | 34 | 78 |

Officials: Ray Natili, Brian Dorsey, Dwayne Gladden
Technical: Colorado-Team. Attendance: 17190. Fouled out: none.

**BADGERS STRONG AT HOME, BEAT CU
MADISON, Wis. (AP) - Trevon Hughes scored 18**

points as Wisconsin beat Colorado 78-52 in the final game of the America's Youth Classic Saturday night.

The Badgers (4-0) limited backdoor cuts by the up-tempo version of the Princeton-style offense being installed by first-year Buffaloes coach Jeff Bzdelik.

They built an early lead on hot 3-point shooting by Hughes, a sophomore guard who led the Badgers in scoring in three of their first four games of the season. Brian Butch scored 17 points for Wisconsin, and Michael Flowers added 12.

Richard Roby scored 20 to lead Colorado (2-2), while Xavier Silas added 13. Roby was also named to the America's Youth Classic all-tournament team, averaging 15.7 points and 4.7 rebounds per game.

Hughes opened the game with an early 3-pointer from beyond NBA range, and was 3-for-6 from outside the arc in the first half. The Badgers built a double-digit lead in the first six minutes of the game and never were in danger of giving it up.

A 3-pointer by Colorado's Marcus Hall (eight points) cut the Wisconsin lead to 27-16 with 7:33 left in the first half. But the Badgers went on a 12-2 run that included two scores from freshman forward Jon Leuer to take a 39-18 lead with 3:24 left in the half.

Wisconsin was ahead 44-27 at halftime, shooting 56 percent from the floor and hitting 6-of-13 from 3-point range.

Overall, Colorado shot 49% from the field, making 20-of-41 field goals, including 6-of-14 from the three-point line.

Wisconsin was careful on offense, turning the ball over only nine times. Colorado had 19 turnovers.

**GAME #5, NOV. 20, BOULDER
vs. COLORADO CHRISTIAN**

COLORADO CHRISTIAN (1-2)

| Player | FGs | 3-pt | FT | O-DR | F | TP | A | TO | B | S | Min | |
|-----------|--------|------|-------|------|----|----|----|----|----|---|-----|-----|
| Neuhaus | f 0-5 | 0-0 | 2-2 | 1-3 | 4 | 2 | 2 | 1 | 2 | 2 | 1 | 18 |
| Stamer | f 5-11 | 1-4 | 2-5 | 2-8 | 10 | 1 | 13 | 2 | 3 | 1 | 0 | 36 |
| Long | g 2-5 | 1-4 | 5-7 | 1-1 | 2 | 3 | 10 | 4 | 4 | 0 | 3 | 38 |
| Morgan | g 5-11 | 1-7 | 2-2 | 0-2 | 2 | 1 | 13 | 2 | 3 | 0 | 1 | 34 |
| Puckett | g 2-4 | 2-4 | 0-0 | 0-1 | 1 | 3 | 6 | 0 | 1 | 0 | 0 | 12 |
| Olson | 0-0 | 0-0 | 0-0 | 0-0 | 0 | 0 | 0 | 0 | 0 | 0 | 0 | 2 |
| Cauk | 0-2 | 0-0 | 2-2 | 1-1 | 2 | 0 | 2 | 0 | 0 | 0 | 0 | 10 |
| House | 1-2 | 0-0 | 0-0 | 1-1 | 2 | 3 | 2 | 2 | 0 | 0 | 1 | 17 |
| Bailey | 3-7 | 2-5 | 2-3 | 1-3 | 4 | 0 | 10 | 4 | 0 | 0 | 0 | 27 |
| Holochoer | 0-1 | 0-1 | 0-0 | 0-0 | 1 | 0 | 0 | 0 | 0 | 0 | 0 | 3 |
| Long | 0-0 | 0-0 | 0-0 | 0-0 | 0 | 0 | 0 | 0 | 0 | 0 | 0 | 3 |
| Team | | | | 0-0 | 0 | | | | | | | |
| Totals | 18-48 | 7-25 | 15-21 | 7-20 | 27 | 14 | 58 | 11 | 17 | 3 | 6 | 200 |

| | | | | | | | | |
|----------|---------|------|-------|---------|------|-------|------|-------|
| FO% | 1st Hlf | 9-25 | 36.0% | 2nd Hlf | 9-23 | 39.1% | Game | 37.5% |
| 3-Pt.FG% | 1st Hlf | 3-13 | 23.1% | 2nd Hlf | 4-12 | 33.3% | Game | 28.0% |
| FT% | 1st Hlf | 6-7 | 85.7% | 2nd Hlf | 9-14 | 64.3% | Game | 71.4% |

COLORADO (3-2)

| Player | FGs | 3-pt | FT | O-DR | F | TP | A | TO | B | S | Min | |
|----------------|--------|------|------|------|----|----|----|----|----|---|-----|-----|
| Patterson | c 3-5 | 0-1 | 1-1 | 0-5 | 5 | 3 | 7 | 0 | 2 | 1 | 1 | 22 |
| Hall | g 8-11 | 4-6 | 1-2 | 0-4 | 4 | 3 | 21 | 3 | 1 | 0 | 2 | 36 |
| Higgins | g 3-7 | 0-2 | 0-0 | 0-4 | 4 | 2 | 6 | 1 | 2 | 0 | 1 | 25 |
| Roby | g 6-14 | 1-2 | 5-7 | 2-2 | 4 | 4 | 18 | 2 | 2 | 1 | 0 | 33 |
| Knutson | g 4-7 | 1-4 | 0-0 | 0-3 | 3 | 0 | 9 | 4 | 2 | 0 | 0 | 33 |
| Thorne II | 5-5 | 1-1 | 2-2 | 0-6 | 6 | 3 | 13 | 5 | 2 | 1 | 2 | 28 |
| Coney | 0-0 | 0-0 | 0-0 | 0-0 | 0 | 0 | 0 | 0 | 0 | 0 | 0 | 1 |
| Zehnder | 0-1 | 0-0 | 0-0 | 0-0 | 1 | 0 | 1 | 0 | 0 | 0 | 0 | 2 |
| Jackson-Wilson | 2-5 | 0-0 | 0-0 | 3-2 | 5 | 0 | 4 | 1 | 0 | 1 | 1 | 16 |
| King-Stockton | 0-0 | 0-0 | 0-0 | 0-0 | 1 | 0 | 1 | 2 | 0 | 0 | 0 | 1 |
| Beckley | 0-0 | 0-0 | 0-0 | 0-0 | 0 | 0 | 0 | 0 | 0 | 0 | 0 | 1 |
| Team | | | | 0-0 | 0 | | | | | | | |
| Totals | 31-55 | 7-16 | 9-12 | 5-26 | 31 | 17 | 78 | 17 | 13 | 4 | 7 | 200 |

| | | | | | | | | |
|----------|---------|-------|-------|---------|-------|--------|------|-------|
| FO% | 1st Hlf | 14-27 | 51.9% | 2nd Hlf | 17-28 | 60.7% | Game | 56.4% |
| 3-Pt.FG% | 1st Hlf | 3-9 | 33.3% | 2nd Hlf | 4-7 | 57.1% | Game | 43.8% |
| FT% | 1st Hlf | 6-9 | 66.7% | 2nd Hlf | 3-3 | 100.0% | Game | 75.0% |

| | | | |
|----------|----|----|----|
| CCU | 27 | 31 | 58 |
| Colorado | 37 | 41 | 78 |

Officials: David Hall, Darron George, Bobby Vetkoetter
Technical: None. Attendance: 2491. Fouled out: none.

BUFFS PREVAIL AT HOME, 78-58

BOULDER (AP) - Marcus Hall scored 21 points and Richard Roby added 18, leading Colorado to a 78-58 victory over Colorado Christian.

Hall was 4-for-6 on 3-pointers. Roby scored 11 of his points in the second half when Colorado (3-2) blew open the game.

The Buffaloes played without Xavier Silas, who missed the game with a lower left leg contusion. Caleb Patterson and Levi Knutson made their first collegiate starts.

Rory Morgan and Brian Stamer led Colorado Christian (1-2), a Division II program in the Rocky Mountain Athletic Conference, with 13 points. The Cougars have back-to-back road losses.

Colorado Christian made a game of it for about 13 minutes and held a 12-10 lead with 12:43 left in the first half after three straight baskets by Morgan. The game was tied at 22 after a free throw by Stamer with 6:55 left.

Colorado took control to close the first half with a 15-5 run. Knutson buried a 3-pointer with 6:21 left and Hall's layup off a steal put the Buffaloes ahead by five. Colorado scored the last six points of the half, four coming from Cory Higgins, to take a 37-27 lead into intermission.

The Buffaloes shot 56.4 percent from the field and made 31 field goals, their highest since making 59.6 percent of their shots at Texas Tech last season (also made 31 FGs).

CCU got as close as seven points twice in the second half, the last coming when Jordan Long's 3-pointer made it 41-34 with 16:10 left. Roby's trey seconds later increased Colorado's lead by 10 points and began a 13-2 run that included a 3-pointer by Hall to put the Buffaloes ahead 54-36.

Hall's fourth 3-pointer of the game with 4:31 remaining gave Colorado its biggest lead, 68-47. Colorado Christian never got closer than 16 points the rest of the game.

Dwight Thorne scored a pair of career-highs with 13 points and five assists.

**GAME #6, NOV. 27, DENVER, COLO.
AT DENVER**

COLORADO (4-2)

| Player | FGs | 3-pt | FT | O-DR | F | TP | A | TO | B | S | Min | |
|---------------|--------|------|-------|-------|----|----|----|----|----|---|-----|-----|
| Jack.-Wilson | f 2-4 | 0-0 | 0-0 | 1-7 | 8 | 1 | 4 | 0 | 2 | 1 | 0 | 30 |
| Hall | g 5-10 | 2-5 | 6-7 | 2-3 | 5 | 1 | 18 | 3 | 4 | 1 | 5 | 38 |
| Higgins | g 1-3 | 0-0 | 4-4 | 1-3 | 4 | 0 | 6 | 2 | 3 | 0 | 1 | 29 |
| Silas | g 1-9 | 0-2 | 5-8 | 2-1 | 3 | 2 | 7 | 2 | 0 | 0 | 1 | 29 |
| Roby | g 7-11 | 1-2 | 0-0 | 5-4 | 9 | 3 | 15 | 3 | 4 | 0 | 1 | 36 |
| Thorne II | 1-3 | 0-2 | 0-0 | 0-1 | 1 | 0 | 2 | 1 | 0 | 0 | 1 | 14 |
| Patterson | 0-1 | 0-0 | 0-0 | 0-0 | 1 | 0 | 0 | 0 | 0 | 0 | 1 | 5 |
| Knutson | 1-4 | 0-2 | 0-0 | 0-1 | 1 | 0 | 2 | 1 | 0 | 0 | 1 | 16 |
| King-Stockton | 0-0 | 0-0 | 0-0 | 0-0 | 0 | 0 | 0 | 0 | 0 | 0 | 0 | 3 |
| Team | | | | 2-2 | 4 | | | | | | | |
| Totals | 18-45 | 3-13 | 15-19 | 13-22 | 35 | 8 | 54 | 11 | 16 | 2 | 11 | 200 |

| | | | | | | | | |
|----------|---------|-------|-------|---------|-------|-------|------|-------|
| FO% | 1st Hlf | 10-25 | 40.0% | 2nd Hlf | 8-20 | 40.0% | Game | 40.0% |
| 3-Pt.FG% | 1st Hlf | 2-5 | 40.0% | 2nd Hlf | 1-8 | 12.5% | Game | 28.1% |
| FT% | 1st Hlf | 3-5 | 60.0% | 2nd Hlf | 12-14 | 85.7% | Game | 78.9% |

DENVER (2-3)

| Player | FGs | 3-pt | FT | O-DR | F | TP | A | TO | B | S | Min | |
|-----------|--------|------|-----|------|---|----|----|----|---|---|-----|----|
| Kummer | f 4-12 | 3-8 | 4-4 | 1-5 | 6 | 0 | 15 | 2 | 3 | 2 | 0 | 40 |
| Tanner | f 0-2 | 0-0 | 1-2 | 1-2 | 3 | 2 | 1 | 3 | 1 | 1 | 0 | 31 |
| Bullock | g 2-6 | 2-3 | 0-0 | 0-1 | 1 | 4 | 6 | 5 | 2 | 1 | 0 | 31 |
| Lewis, K | g 2-8 | 2-8 | 0-0 | 0-2 | 2 | 4 | 6 | 1 | 3 | 0 | 2 | 36 |
| Rohmert | g 1-3 | 0-1 | 1-2 | 1-2 | 3 | 0 | 3 | 0 | 3 | 0 | 3 | 17 |
| Lewis, R. | 1-2 | 0-0 | 0-0 | 1-1 | 0 | 2 | 0 | 0 | 0 | 0 | | |

GAME #7, NOV. 29, COLORADO SPRINGS, COLO.

at AIR FORCE

COLORADO (5-2)

| Player | FGs | 3-pt | FT | O-DR | F | TP | A | TO | B | S | Min | |
|---------------|-------|------|-------|------|----|----|----|----|----|---|-----|-----|
| Jack-Wilson f | 1-4 | 0-0 | 0-0 | 1-6 | 7 | 2 | 2 | 0 | 1 | 3 | 0 | 30 |
| Hall g | 5-12 | 2-8 | 6-7 | 0-1 | 1 | 3 | 18 | 2 | 0 | 0 | 3 | 40 |
| Higgins g | 3-7 | 0-2 | 1-3 | 1-2 | 3 | 3 | 7 | 5 | 2 | 0 | 0 | 32 |
| Silas g | 1-5 | 0-3 | 0-0 | 0-3 | 3 | 0 | 2 | 2 | 2 | 0 | 0 | 29 |
| Roby g | 7-9 | 3-5 | 4-5 | 1-6 | 7 | 4 | 21 | 3 | 2 | 1 | 3 | 31 |
| Thorne II | 0-1 | 0-1 | 0-0 | 0-0 | 1 | 0 | 0 | 0 | 1 | 0 | 0 | 9 |
| Patterson | 1-2 | 0-1 | 2-2 | 0-0 | 2 | 4 | 0 | 1 | 0 | 0 | 0 | 9 |
| Knutson | 2-2 | 2-2 | 0-0 | 0-0 | 3 | 6 | 0 | 1 | 0 | 1 | 0 | 20 |
| Team | | | | 1-3 | 4 | | 1 | | | | | |
| Totals | 20-42 | 7-22 | 13-17 | 4-21 | 25 | 18 | 60 | 12 | 11 | 4 | 7 | 200 |

| | | | | | | | | |
|--------------------|---------|-------|--------|---------|-------|-------|------|-------|
| FG% | 1st Hlf | 10-22 | 45.5% | 2nd Hlf | 10-20 | 50.0% | Game | 47.6% |
| 3-Pt.FG% | 1st Hlf | 1-11 | 9.1% | 2nd Hlf | 6-11 | 54.5% | Game | 31.8% |
| FT% | 1st Hlf | 3-3 | 100.0% | 2nd Hlf | 10-14 | 71.4% | Game | 76.5% |
| deadball rebounds: | 1 | | | | | | | |

AIR FORCE (5-3)

| Player | FGs | 3-pt | FT | O-DR | F | TP | A | TO | B | S | Min |
|--------------|-------|------|------|------|----|----|----|----|----|---|-----|
| Holland f | 0-2 | 0-0 | 0-0 | 1-3 | 4 | 3 | 0 | 0 | 0 | 0 | 25 |
| Johnson f | 2-5 | 0-0 | 0-1 | 2-1 | 3 | 5 | 4 | 2 | 3 | 0 | 23 |
| Maren c | 4-8 | 1-3 | 0-3 | 1-6 | 7 | 1 | 9 | 1 | 1 | 1 | 28 |
| Anderson g | 3-9 | 0-5 | 0-0 | 2-1 | 3 | 3 | 6 | 2 | 3 | 1 | 39 |
| Washington g | 5-12 | 0-1 | 1-3 | 1-5 | 6 | 1 | 11 | 3 | 4 | 0 | 39 |
| Henke | 4-5 | 4-5 | 6-10 | 0-2 | 2 | 2 | 18 | 0 | 1 | 1 | 34 |
| El-Amin | 0-0 | 0-0 | 0-0 | 0-0 | 0 | 0 | 0 | 0 | 0 | 0 | 0+ |
| Brooks | 0-0 | 0-0 | 0-0 | 0-0 | 1 | 0 | 0 | 0 | 0 | 0 | 0+ |
| Kenzik | 1-3 | 0-1 | 0-0 | 0-3 | 3 | 1 | 2 | 3 | 1 | 0 | 12 |
| Team | | | | 1-10 | 1 | | 11 | 13 | 3 | 3 | 200 |
| Totals | 19-44 | 5-17 | 7-17 | 8-21 | 29 | 17 | 50 | 11 | 13 | 3 | 200 |

| | | | | | | | | |
|--------------------|---------|------|-------|---------|-------|-------|------|-------|
| FG% | 1st Hlf | 8-18 | 44.4% | 2nd Hlf | 11-26 | 42.3% | Game | 43.2% |
| 3-Pt.FG% | 1st Hlf | 2-7 | 28.6% | 2nd Hlf | 3-10 | 30.0% | Game | 29.4% |
| FT% | 1st Hlf | 1-6 | 16.7% | 2nd Hlf | 6-11 | 54.5% | Game | 41.2% |
| deadball rebounds: | 6 | | | | | | | |

| | | | |
|-----------|----|----|----|
| Colorado | 24 | 36 | 60 |
| Air Force | 19 | 31 | 50 |

Officials: Tom O'Neill, Mark Whitehead, Bill Kennedy
 Technicals: None. Attendance: 5606. Fouled out: Johnson.

CU ENDS FALCONS' WIN STREAK

AIR FORCE ACADEMY, Colo. (AP) - Jeff Bzdelik weathered the taunts and jeers, Richard Roby scored a season-high 21 points and Colorado escaped with a 60-50 victory over Air Force on Thursday night in the former coach's return to Clune Arena.

Marcus Hall had 18 points and Cory Higgins added seven as the Buffaloes (5-2) snapped the Falcons' 38-game home winning streak against nonconference foes. Hall played a career-high 40 minutes, while freshman guard Cory Higgins recorded a season-best 5 assists.

"I told our players I've never seen a fan come out of the stands to block a shot or grab a rebound," Bzdelik said. "Embrace the atmosphere, be fearless, have poise and you all have to bond together in a greater way."

The Air Force cadets sat close to the Buffaloes bench and heckled Bzdelik all game. The students donned shirts with a picture of Bzdelik on the front and a giant red "x" through the photo. Bzdelik coached two seasons at Air Force before bolting for the Buffaloes last April.

Reserve Andrew Henke scored 18 points, hitting four 3-pointers, for Air Force and Evan Washington finished with 11. Keith Maren chipped in nine points and seven rebounds.

The Falcons (5-3) never led in the game in part to their struggles at the free throw line, where they finished 7-for-17.

Levi Knutson's two 3-pointers late in the game sealed the Buffaloes' third straight win.

Colorado went into the locker room with what the team thought was a 26-19 lead, but Hall's shot at the buzzer was eventually waved off after officials took a second look on the video monitor.

GAME #8, DEC. 2, BOULDER

vs. STANFORD

STANFORD (8-1)

| Player | FGs | 3-pt | FT | O-DR | F | TP | A | TO | B | S | Min | |
|--------------|-------|------|-------|-------|----|----|----|----|---|---|-----|-----|
| Hill f | 5-11 | 0-2 | 5-6 | 2-8 | 10 | 2 | 15 | 3 | 1 | 0 | 0 | 32 |
| Washington f | 1-2 | 0-0 | 1-3 | 1-3 | 4 | 3 | 5 | 4 | 0 | 0 | 0 | 32 |
| Lopez c | 2-5 | 0-0 | 0-0 | 1-5 | 6 | 4 | 4 | 1 | 4 | 0 | 0 | 16 |
| Johnson g | 2-5 | 1-3 | 1-2 | 0-3 | 3 | 1 | 6 | 4 | 0 | 0 | 0 | 27 |
| Goods g | 5-11 | 5-6 | 0-0 | 0-4 | 4 | 1 | 15 | 1 | 0 | 0 | 0 | 32 |
| Fields | 0-1 | 0-0 | 0-0 | 0-1 | 1 | 0 | 0 | 1 | 0 | 0 | 0 | 8 |
| Shiller | 1-1 | 1-1 | 0-0 | 0-0 | 3 | 3 | 1 | 0 | 0 | 0 | 0 | 10 |
| Brown | 3-6 | 0-2 | 2-2 | 1-3 | 4 | 1 | 8 | 0 | 0 | 0 | 0 | 11 |
| Owens | 1-1 | 0-0 | 0-0 | 0-0 | 2 | 0 | 2 | 0 | 0 | 0 | 0 | 8 |
| Finger | 4-7 | 0-0 | 3-4 | 4-1 | 5 | 2 | 11 | 0 | 0 | 0 | 0 | 24 |
| Team | | | | 1-10 | 1 | | 1 | | | | | |
| Totals | 24-50 | 7-14 | 12-17 | 10-28 | 38 | 17 | 67 | 16 | 9 | 0 | 0 | 200 |

| | | | | | | | | |
|--------------------|---------|------|-------|---------|-------|-------|------|-------|
| FG% | 1st Hlf | 9-26 | 34.6% | 2nd Hlf | 15-24 | 62.5% | Game | 48.0% |
| 3-Pt.FG% | 1st Hlf | 4-9 | 44.4% | 2nd Hlf | 3-5 | 60.0% | Game | 50.0% |
| FT% | 1st Hlf | 3-4 | 75.0% | 2nd Hlf | 9-13 | 69.2% | Game | 70.6% |
| deadball rebounds: | 3 | | | | | | | |

COLORADO (5-3)

| Player | FGs | 3-pt | FT | O-DR | F | TP | A | TO | B | S | Min | |
|---------------|-------|------|------|------|----|----|----|----|----|---|-----|-----|
| Jack-Wilson f | 2-6 | 0-1 | 0-2 | 2-2 | 4 | 4 | 4 | 1 | 1 | 1 | 0 | 23 |
| Hall g | 4-12 | 2-4 | 6-7 | 0-3 | 6 | 1 | 16 | 4 | 2 | 0 | 0 | 40 |
| Higgins g | 4-7 | 2-4 | 0-0 | 0-6 | 6 | 2 | 10 | 0 | 3 | 1 | 0 | 34 |
| Silas g | 1-2 | 0-0 | 1-2 | 0-2 | 2 | 2 | 3 | 1 | 3 | 0 | 0 | 26 |
| Roby g | 3-10 | 1-1 | 0-0 | 0-0 | 3 | 7 | 2 | 2 | 0 | 1 | 29 | |
| Thorne II | 0-0 | 0-0 | 0-0 | 0-0 | 0 | 0 | 0 | 1 | 0 | 0 | 0 | 7 |
| Patterson | 0-4 | 0-3 | 0-0 | 0-2 | 2 | 1 | 0 | 0 | 0 | 1 | 0 | 19 |
| Knutson | 1-2 | 1-2 | 0-1 | 0-2 | 3 | 3 | 0 | 0 | 0 | 0 | 0 | 22 |
| Team | | | | 1-11 | 2 | | 1 | | | | | |
| Totals | 15-43 | 6-15 | 7-12 | 3-18 | 21 | 16 | 43 | 9 | 11 | 3 | 1 | 200 |

| | | | | | | | | |
|--------------------|---------|------|-------|---------|------|-------|------|-------|
| FG% | 1st Hlf | 7-19 | 36.8% | 2nd Hlf | 8-24 | 33.3% | Game | 34.9% |
| 3-Pt.FG% | 1st Hlf | 3-6 | 50.0% | 2nd Hlf | 3-9 | 33.3% | Game | 40.0% |
| FT% | 1st Hlf | 5-7 | 71.4% | 2nd Hlf | 2-5 | 40.0% | Game | 58.3% |
| deadball rebounds: | 2 | | | | | | | |

| | | | |
|----------|----|----|----|
| Stanford | 25 | 42 | 67 |
| Colorado | 22 | 21 | 43 |

Officials: Curtis Shaw, Paul Janssen, Gerry Pollard
 Technicals: None. Attendance: 6175. Fouled out: none.

CARDINAL TOO MUCH FOR BUFFS

BOULDER (AP) - Anthony Goods and Lawrence Hill each scored 15 points to lift the Stanford Cardinal to a 67-43 win over Colorado part of the Big 12/Pac-10 Hardwood Series.

The Cardinal (8-1) have now won four straight since a 12-point loss at Siena on Nov. 17.

Colorado (5-3) had its three-game winning streak snapped. The team was led in scoring by Marcus Hall with 16. He also had four assists as he logged 40 minutes for the second straight game. Hall's four assists (322 career) put him ahead of Billy Law (years played 1990-1992) for eighth place on CU's assists list.

Cory Higgins tied a season-high with 10 points and Richard Roby, the Buffaloes' leading scorer, was held to just seven points.

Robin Lopez, the Cardinal's second-leading scorer, didn't score until the 18:48 mark of the second half. He finished with four points and six rebounds. Taj Finger provided a spark off the bench, scoring 11 points, and Hill grabbed a season-high 10 boards.

Colorado was down by three points, 25-22, after Levi Knutson hit a 3-pointer in the closing seconds of the first half.

However, the Cardinal went on a 16-4 run to start the second half to break open the contest.

The Buffaloes were coming off a 60-50 win at Air Force on Thursday night in coach Jeff Bzdelik's emotional return to the academy. Bzdelik bolted from Air Force to Colorado last April. The team had also won back-to-back road games for the first time since the 1998-99 season.

Stanford showed it was comfortable playing at the Buffaloes' slowed-down pace. The Cardinal scored 13 points under their season average.

It was the first meeting between the two schools since the Cardinal's 71-58 win on Nov. 30, 1991. Stanford now leads the all-time series 6-3.

GAME #9, DEC. 8, LAMARIE, WYO.

at WYOMING

COLORADO (5-4)

| Player | FGs | 3-pt | FT | O-DR | F | TP | A | TO | B | S | Min | |
|----------------|-------|------|-------|-------|----|----|----|----|----|---|-----|-----|
| Roby g | 4-12 | 1-7 | 3-4 | 1-6 | 7 | 4 | 12 | 2 | 1 | 2 | 3 | 31 |
| Jack-Wilson f | 1-3 | 0-0 | 0-0 | 1-0 | 1 | 3 | 2 | 0 | 1 | 1 | 0 | 11 |
| Hall g | 5-15 | 2-7 | 3-4 | 2-2 | 4 | 3 | 15 | 4 | 1 | 0 | 2 | 40 |
| Higgins g | 3-8 | 1-3 | 0-0 | 0-5 | 5 | 4 | 7 | 2 | 2 | 0 | 1 | 20 |
| Silas g | 3-11 | 1-6 | 2-4 | 0-4 | 4 | 5 | 9 | 1 | 2 | 0 | 2 | 34 |
| Thorne II | 2-5 | 0-2 | 2-2 | 2-1 | 3 | 2 | 6 | 2 | 2 | 0 | 0 | 24 |
| Patterson | 0-0 | 0-0 | 0-0 | 0-0 | 0 | 0 | 0 | 0 | 0 | 0 | 0 | 3 |
| Knutson | 4-10 | 3-8 | 0-0 | 1-2 | 3 | 1 | 11 | 3 | 1 | 0 | 0 | 29 |
| King-Stockton1 | 0-0 | 0-0 | 2-1 | 3 | 3 | 2 | 0 | 1 | 0 | 0 | 0 | 8 |
| Team | | | | 3-10 | 3 | | 3 | | | | | |
| Totals | 23-66 | 8-33 | 10-14 | 12-21 | 33 | 25 | 64 | 14 | 11 | 4 | 8 | 200 |

| | | | | | | | | |
|--------------------|---------|------|-------|---------|-------|-------|------|-------|
| FG% | 1st Hlf | 8-31 | 25.8% | 2nd Hlf | 15-35 | 42.9% | Game | 34.8% |
| 3-Pt.FG% | 1st Hlf | 3-12 | 25.0% | 2nd Hlf | 5-21 | 23.8% | Game | 24.2% |
| FT% | 1st Hlf | 1-2 | 50.0% | 2nd Hlf | 9-12 | 75.0% | Game | 71.4% |
| deadball rebounds: | 2 | | | | | | | |

WYOMING (4-3)

| Player | FGs | 3-pt | FT | O-DR | F | TP | A | TO | B | S | Min | |
|------------|-------|------|-------|-------|----|----|----|----|----|---|-----|-----|
| Dermoddy f | 6-10 | 2-5 | 4-6 | 2-7 | 9 | 3 | 18 | 1 | 4 | 1 | 0 | 38 |
| Taylor f | 4-6 | 0-1 | 1-3 | 3-9 | 12 | 3 | 9 | 2 | 5 | 1 | 1 | 31 |
| Nelson c | 4-7 | 0-0 | 4-4 | 1-5 | 2 | 12 | 0 | 0 | 0 | 1 | 21 | |
| Jones g | 4-10 | 0-1 | 11-11 | 2-6 | 8 | 1 | 19 | 2 | 5 | 0 | 1 | 38 |
| Ewing g | 3-11 | 1-2 | 5-8 | 1-2 | 3 | 3 | 12 | 6 | 2 | 1 | 2 | 38 |
| Muojeke | 0-0 | 0-0 | 0-0 | 0-0 | 0 | 0 | 0 | 0 | 0 | 0 | 0 | 1 |
| Linskens | 0-0 | 0-0 | 0-0 | 0-0 | 0 | 0 | 0 | 0 | 0 | 0 | 0 | 2 |
| Platt | 1-6 | 1-4 | 0-0 | 0-4 | 1 | 3 | 2 | 2 | 0 | 0 | 0 | 28 |
| Songondo | 0-0 | 0-0 | 0-0 | 0-0 | 0 | 0 | 0 | 0 | 0 | 0 | 0 | 2 |
| Bunker | 0-0 | 0-0 | 0-0 | 0-0 | 0 | 0 | 0 | 0 | 0 | 0 | 0 | 1 |
| Team | | | | 1-11 | 2 | | 1 | | | | | |
| Totals | 22-50 | 4-13 | 25-32 | 10-33 | 43 | 13 | 73 | 18 | 18 | 3 | 5 | 200 |

| | | | | | | | | |
|-----|---------|-------|-------|---------|------|-------|------|-------|
| FG% | 1st Hlf | 15-26 | 57.7% | 2nd Hlf | 7-24 | 29.2% | Game | 44.0% |
|-----|---------|-------|-------|---------|------|-------|------|-------|

GAME #10, DEC. 12, BOULDER vs. NEW ORLEANS

NEW ORLEANS (6-1)

| Player | FGs | 3-pt | FT | O-DR | F | TP | A | TO | B | S | Min |
|-----------|-------|------|------|------|----|----|----|----|----|---|-------|
| Dyckess f | 4-7 | 0-0 | 1-2 | 0-9 | 9 | 0 | 9 | 0 | 0 | 0 | 33 |
| Elias c | 3-6 | 0-0 | 0-0 | 0-2 | 6 | 1 | 4 | 0 | 0 | 0 | 16 |
| McCaleb g | 10-21 | 2-4 | 2-2 | 2-4 | 2 | 24 | 2 | 3 | 1 | 2 | 35 |
| Parlow | 3-7 | 2-6 | 0-0 | 0-3 | 3 | 8 | 1 | 1 | 0 | 0 | 22 |
| Reynolds | 2-5 | 0-0 | 2-2 | 1-5 | 6 | 1 | 6 | 5 | 2 | 0 | 28 |
| Tyrna | 0-0 | 0-0 | 1-2 | 2-0 | 2 | 3 | 1 | 0 | 0 | 0 | 10 |
| Manning | 0-0 | 0-0 | 0-0 | 0-0 | 0 | 2 | 0 | 0 | 0 | 0 | 13 |
| Worley | 3-9 | 3-5 | 2-2 | 1-3 | 4 | 2 | 11 | 3 | 0 | 2 | 25 |
| Myers | 1-4 | 0-1 | 0-0 | 0-0 | 2 | 2 | 0 | 1 | 0 | 0 | 18 |
| Team | 1-0 1 | | | | | | | | | | |
| Totals | 26-59 | 7-16 | 8-10 | 7-24 | 31 | 17 | 67 | 12 | 11 | 1 | 6 200 |

| | | | | | | | | |
|----------|---------|-------|--------|---------|-------|-------|------|-------|
| FG% | 1st Hlf | 11-29 | 37.9% | 2nd Hlf | 15-30 | 50.0% | Game | 44.1% |
| 3-Pt.FG% | 1st Hlf | 3-10 | 30.0% | 2nd Hlf | 4-6 | 66.7% | Game | 43.8% |
| FT % | 1st Hlf | 1-1 | 100.0% | 2nd Hlf | 7-9 | 77.8% | Game | 80.0% |

COLORADO (5-5)

| Player | FGs | 3-pt | FT | O-DR | F | TP | A | TO | B | S | Min |
|----------------|-------|------|-------|-------|----|----|----|----|----|---|-------|
| Jack.-Wilson f | 1-4 | 0-0 | 0-0 | 1-1 | 2 | 2 | 2 | 0 | 2 | 1 | 0 15 |
| Hall g | 4-12 | 2-4 | 0-0 | 1-5 | 6 | 1 | 10 | 3 | 1 | 0 | 1 37 |
| Higgins g | 4-7 | 2-2 | 0-0 | 1-4 | 5 | 0 | 10 | 2 | 1 | 1 | 1 31 |
| Silas g | 2-7 | 0-1 | 6-7 | 0-1 | 1 | 3 | 10 | 0 | 1 | 0 | 0 34 |
| Roby g | 9-20 | 1-4 | 8-9 | 5-9 | 14 | 3 | 27 | 4 | 3 | 0 | 2 38 |
| Thorne II | 0-1 | 0-0 | 0-0 | 1-1 | 2 | 0 | 0 | 0 | 1 | 0 | 0 15 |
| Patterson | 0-1 | 0-1 | 0-0 | 1-1 | 0 | 0 | 0 | 1 | 2 | 0 | 5 |
| Knutson | 0-0 | 0-0 | 0-0 | 1-1 | 0 | 0 | 1 | 2 | 0 | 0 | 7 |
| King-Stockton | 2-4 | 0-1 | 2-4 | 2-4 | 6 | 4 | 6 | 2 | 2 | 3 | 0 18 |
| Team | 0-0 | | | | | | | | | | |
| Totals | 22-56 | 5-13 | 16-20 | 11-27 | 38 | 13 | 65 | 12 | 14 | 7 | 4 200 |

| | | | | | | | | |
|----------|---------|-------|-------|---------|-------|-------|------|-------|
| FG% | 1st Hlf | 12-22 | 54.5% | 2nd Hlf | 10-34 | 29.4% | Game | 39.3% |
| 3-Pt.FG% | 1st Hlf | 3-4 | 75.0% | 2nd Hlf | 2-9 | 22.2% | Game | 38.5% |
| FT % | 1st Hlf | 5-7 | 71.4% | 2nd Hlf | 11-13 | 84.6% | Game | 80.0% |

| | | | |
|-------------|----|----|----|
| New Orleans | 26 | 41 | 67 |
| Colorado | 32 | 33 | 65 |

Officials: Steve Welmer, Scott Thornley, Ted Hillary
 Technicals: None. Attendance: 2972. Fouled out: none.

PRIVATEERS EDGE BUFFS, 67-65

BOULDER (AP) - Shaun Reynolds hit a driving layup and free throw with 4.3 seconds left, and Bo McCaleb scored 24 points to lead New Orleans to a 67-65 victory over Colorado.

"We knew they'd be relentless in pursuit, they were 4-0 on the road," CU head coach Jeff Bzdelik said. "They are tough young men and that was evident by them going into NC State and came away with a win. We knew it had to be a wire-to-wire job and we didn't do that—we let up. This team (New Orleans) is so tough both physically and mentally to do what we did tonight and expect to win."

McCaleb hit 8-of-11 shots and scored 20 of his points in the second half. T.J. Worley added 11 points and Reynolds finished with six for New Orleans (6-1).

Richard Roby led Colorado (5-5) with a season-high 27 points and 14 rebounds. The Buffaloes had seven-point leads twice in the second half in losing their third straight.

Roby's put back of his own miss and layup put the Buffaloes ahead 47-40 only to have New Orleans get within 47-46 on McCaleb's jumper with 11:15 remaining. Colorado converted six straight free throws, four by Roby to lead 53-49. But the Privateers answered with a 3-pointer and two free throws by Worley to take a 54-53 edge with 6:11 left.

Baskets by James Parlow and McCaleb put New Orleans ahead 61-57 with 2:35 left. That lead disappeared on a layup by Roby and a 3-pointer by Cory Higgins to put Colorado up 62-61.

Higgins' second 3-pointer gave the Buffaloes their last lead, 65-64 with 39 seconds left. New Orleans quickly pushed the ball up the floor to set up Reynolds' layup and free throw.

Colorado turned the ball over before crossing midcourt after calling two timeouts. CU led 32-26 at intermission as both teams combined for 17 turnovers.

Marcus Hall had a 3-pointer and Roby turned a pass from Hall into a layup as Colorado outscored the Privateers 6-0 in the final 2:15 of the half.

GAME #11, DEC. 22, FORT COLLINS, COLO. AT COLORADO STATE

COLORADO (6-5)

| Player | FGs | 3-pt | FT | O-DR | F | TP | A | TO | B | S | Min |
|----------------|-------|------|------|-------|----|----|----|----|----|---|-------|
| Hall g | 4-9 | 2-6 | 2-3 | 0-3 | 3 | 0 | 12 | 5 | 0 | 0 | 2 39 |
| Higgins g | 5-7 | 1-2 | 2-4 | 0-3 | 3 | 2 | 13 | 7 | 4 | 1 | 2 34 |
| Silas g | 6-8 | 4-5 | 0-0 | 1-0 | 1 | 2 | 16 | 1 | 2 | 0 | 1 32 |
| Roby g | 7-14 | 1-3 | 3-4 | 8-2 | 10 | 3 | 18 | 4 | 4 | 1 | 2 36 |
| Jack.-Wilson f | 3-7 | 0-0 | 1-2 | 1-1 | 2 | 4 | 7 | 3 | 0 | 2 | 0 23 |
| Thorne II | 1-3 | 0-1 | 0-0 | 0-2 | 4 | 0 | 2 | 1 | 1 | 0 | 0 14 |
| Knutson | 0-0 | 0-0 | 0-0 | 0-0 | 0 | 0 | 0 | 2 | 0 | 0 | 5 |
| King-Stockton | 2-3 | 0-0 | 1-2 | 4-4 | 8 | 1 | 5 | 0 | 0 | 2 | 1 17 |
| Team | 1-1 | | | | | | | | | | |
| Totals | 28-51 | 8-17 | 9-15 | 14-15 | 29 | 12 | 73 | 21 | 13 | 6 | 8 200 |

| | | | | | | | | |
|----------|---------|-------|-------|---------|-------|-------|------|-------|
| FG% | 1st Hlf | 16-23 | 69.6% | 2nd Hlf | 12-28 | 42.9% | Game | 54.9% |
| 3-Pt.FG% | 1st Hlf | 8-8 | 62.5% | 2nd Hlf | 3-9 | 33.3% | Game | 47.1% |
| FT % | 1st Hlf | 4-7 | 57.1% | 2nd Hlf | 5-8 | 62.5% | Game | 60.0% |

COLORADO STATE (5-7)

| Player | FGs | 3-pt | FT | O-DR | F | TP | A | TO | B | S | Min |
|-------------|-------|-------|-----|------|----|----|----|----|----|---|-------|
| Walker g | 7-14 | 3-6 | 0-0 | 1-3 | 4 | 3 | 17 | 5 | 3 | 0 | 1 34 |
| McFarland g | 3-5 | 2-3 | 0-0 | 0-4 | 4 | 3 | 8 | 1 | 1 | 0 | 0 35 |
| Simmons g | 2-3 | 1-1 | 1-2 | 0-0 | 0 | 2 | 6 | 0 | 2 | 1 | 0 14 |
| Creason f | 6-12 | 0-0 | 2-3 | 3-3 | 6 | 4 | 14 | 1 | 1 | 0 | 0 33 |
| Gardner f | 5-8 | 3-4 | 0-0 | 0-1 | 1 | 0 | 13 | 5 | 1 | 0 | 2 28 |
| Clayman | 2-3 | 2-2 | 0-0 | 0-1 | 1 | 1 | 6 | 2 | 2 | 0 | 0 12 |
| Nigon | 0-1 | 0-0 | 1-2 | 0-0 | 0 | 1 | 0 | 1 | 0 | 1 | 0 15 |
| Woodard | 2-4 | 1-2 | 0-0 | 1-0 | 1 | 0 | 5 | 1 | 0 | 1 | 0 22 |
| Agular | 0-0 | 0-0 | 0-0 | 0-0 | 0 | 1 | 0 | 0 | 0 | 0 | 0 7 |
| Team | 3-1 4 | | | | | | | | | | |
| Totals | 27-50 | 12-18 | 4-7 | 8-13 | 21 | 14 | 70 | 15 | 12 | 1 | 6 200 |

| | | | | | | | | |
|----------|---------|-------|-------|---------|-------|-------|------|-------|
| FG% | 1st Hlf | 13-23 | 56.5% | 2nd Hlf | 14-27 | 51.9% | Game | 54.0% |
| 3-Pt.FG% | 1st Hlf | 6-10 | 60.0% | 2nd Hlf | 6-8 | 75.0% | Game | 66.7% |
| FT % | 1st Hlf | 1-2 | 50.0% | 2nd Hlf | 3-5 | 60.0% | Game | 57.1% |

| | | | |
|----------------|----|----|----|
| Colorado | 41 | 32 | 73 |
| Colorado State | 33 | 37 | 70 |

Officials: Randy McCall, John Higgins, Kelly Sell
 Technicals: None. Attendance: 5377. Fouled out: none.

BUFFS DEFEAT RAMS, 73-70

FORT COLLINS, Colo. (AP) - Marcus King-Stockton hit a layup with 31.3 seconds remaining and Richard Roby finished with 18 points and 10 rebounds, helping Colorado to a 73-70 win over Colorado State on Saturday night.

It was the Buffaloes' first win at Moby Arena in four years. Colorado's victory also snapped the Rams' 24-game home winning streak against non-conference opponents.

Colorado, who had been idle the last 10 days, led by as many as 12 points in the first half.

However, the Rams rallied back to take a 70-68 lead with just over a minute left on Willis Gardner's 3-pointer.

Cory Higgins hit one of two free throws, and then King-Stockton followed with a layup to give the Buffaloes (6-5) a 71-70 lead.

After Colorado State missed a shot, Marcus Hall was fouled and hit both free throws with 11.5 seconds left to extend Colorado's lead to three points.

Gardner's off-balance 3-point attempt with the clock winding down fell short, and the Rams lost their fourth straight game.

Colorado State (5-7) was led in scoring by Marcus Walker, who finished with 17 points. Stuart Creason added 14 and Gardner had 13.

Xavier Silas had 16 points for Colorado, including four 3-pointers. Higgins finished with 13 points, and had a season-best seven assists. Roby finished with his seventh career double-double and second straight this season. He finished with 27 points and 14 rebounds, Dec. 12 against New Orleans.

Colorado coach Jeff Bzdelik is now 5-0 lifetime against the Rams (3-0 at Moby Arena), with four of the wins coming as head coach at Air Force.

GAME #12, DEC. 29, BOULDER vs. GRAMBLING STATE

GRAMBLING STATE (0-7)

| Player | FGs | 3-pt | FT | O-DR | F | TP | A | TO | B | S | Min |
|------------|-------|------|-------|------|----|----|----|----|----|---|-------|
| Williams f | 6-13 | 1-2 | 5-6 | 2-4 | 6 | 3 | 18 | 1 | 5 | 0 | 1 26 |
| Prestley f | 1-4 | 0-1 | 0-0 | 0-0 | 0 | 0 | 2 | 0 | 3 | 0 | 0 13 |
| Riley f | 1-3 | 0-0 | 0-0 | 0-2 | 2 | 0 | 2 | 0 | 4 | 1 | 0 13 |
| Akpele c | 1-2 | 0-0 | 0-0 | 0-1 | 1 | 2 | 2 | 1 | 1 | 0 | 0 6 |
| Radliff f | 1-4 | 1-3 | 0-0 | 0-0 | 0 | 2 | 3 | 1 | 0 | 0 | 0 18 |
| Lemons | 1-3 | 0-0 | 0-0 | 0-5 | 2 | 1 | 1 | 0 | 0 | 0 | 0 13 |
| Qualls | 0-4 | 0-3 | 3-4 | 0-0 | 1 | 3 | 3 | 1 | 0 | 0 | 0 21 |
| Southern | 0-0 | 0-0 | 1-2 | 1-0 | 1 | 0 | 1 | 0 | 0 | 0 | 0 7 |
| Calloway | 3-8 | 2-6 | 1-2 | 0-3 | 3 | 0 | 9 | 0 | 1 | 1 | 0 23 |
| Yates | 0-3 | 0-0 | 0-0 | 0-2 | 2 | 0 | 0 | 0 | 3 | 0 | 1 10 |
| Coleman | 0-2 | 0-0 | 0-0 | 1-3 | 4 | 2 | 0 | 1 | 3 | 0 | 0 13 |
| Diaz | 0-1 | 0-0 | 0-0 | 0-1 | 1 | 1 | 0 | 0 | 0 | 0 | 0 13 |
| Breaux | 2-3 | 0-0 | 1-2 | 3-6 | 9 | 4 | 5 | 0 | 2 | 0 | 1 24 |
| Team | 0-0 | | | | | | | | | | |
| Totals | 16-50 | 4-15 | 11-17 | 7-22 | 29 | 19 | 47 | 9 | 25 | 3 | 3 200 |

| | | | | | | | | |
|----------|---------|------|-------|---------|------|-------|------|-------|
| FG% | 1st Hlf | 7-20 | 35.0% | 2nd Hlf | 9-30 | 30.0% | Game | 32.0% |
| 3-Pt.FG% | 1st Hlf | 2-6 | 33.3% | 2nd Hlf | 2-9 | 22.2% | Game | 26.7% |
| FT % | 1st Hlf | 5-9 | 55.6% | 2nd Hlf | 6-8 | 75.0% | Game | 64.7% |

COLORADO (7-5)

| Player | FGs | 3-pt | FT | O-DR | F | TP | A | TO | B | S | Min |
|----------------|-------|------|-------|-------|----|----|----|----|----|---|--------|
| Jack.-Wilson f | 4-5 | 0-0 | 0-1 | 2-4 | 6 | 4 | 8 | 0 | 0 | 2 | 0 13 |
| Hall g | 6-10 | 0-3 | 0-2 | 0-3 | 3 | 1 | 12 | 2 | 4 | 0 | 1 30 |
| Higgins g | 7-11 | 1-0 | 0-0 | 1-3 | 4 | 1 | 15 | 6 | 2 | 2 | 3 28 |
| Silas g | 3-9 | 1-4 | 3-4 | 2-3 | 5 | 2 | 10 | 3 | 2 | 0 | 2 25 |
| Roby g | 9-17 | 2-4 | 5-5 | 4-2 | 6 | 3 | 25 | 3 | 2 | 2 | 2 26 |
| Thorne II | 3-5 | 1-1 | 3-3 | 2-3 | 5 | 1 | 10 | 1 | 0 | 0 | 1 17 |
| Coney | 1-2 | 0-0 | 0-1 | 1-0 | 2 | 0 | 0 | 0 | 0 | 0 | 0 9 |
| Patterson | 0-6 | 0-1 | 1-2 | 2-2 | 4 | 0 | 1 | 2 | 0 | 0 | 0 9 |
| Knutson | 2-3 | 0-1 | 0-0 | 1-1 | 1 | 4 | 1 | 2 | 0 | 0 | 0 14 |
| Zehnder | 2-2 | 1-0 | 0-0 | 0-0 | 1 | 5 | 0 | 0 | 0 | 0 | 0 7 |
| King-Stockton | 0-1 | 0-0 | 1-2 | 1-6 | 7 | 4 | 1 | 2 | 0 | 1 | 2 18 |
| Beckley | 0-0 | 0-0 | 0-0 | 0-0 | 1 | 0 | 0 | 1 | 1 | 0 | 0 4 |
| Team | 1-1 2 | | | | | | | | | | |
| Totals | 37-71 | 6-17 | 13-19 | 15-29 | 44 | 19 | 98 | 20 | 13 | 8 | 11 200 |

| | | | | | | | | |
|----------|---------|-------|-------|---------|-------|-------|------|-------|
| FG% | 1st Hlf | 14-30 | 46.7% | 2nd Hlf | 23-41 | 56.1% | Game | 52.1% |
| 3-Pt.FG% | 1st Hlf | 2-9 | 22.2% | 2nd Hlf | 4-8 | 50.0% | | |

GAME #13, JAN. 4, BOULDER vs. SMU

SMU (6-7)

| Player | FGs | 3-pt | FT | O-DR | F | TP | A | TO | B | S | Min |
|---------|--------|------|------|-------|----|----|----|----|----|---|-----|
| Ritter | f 0-1 | 0-0 | 1-2 | 2-2 | 4 | 1 | 1 | 0 | 0 | 1 | 14 |
| Dia | f 4-9 | 0-0 | 2-4 | 3-4 | 7 | 0 | 10 | 0 | 0 | 1 | 25 |
| Killen | g 2-10 | 1-5 | 0-0 | 0-0 | 4 | 5 | 6 | 3 | 0 | 2 | 37 |
| Roberts | g 2-11 | 1-6 | 0-0 | 2-3 | 5 | 4 | 5 | 1 | 3 | 0 | 35 |
| Walker | g 1-2 | 1-2 | 0-0 | 0-2 | 2 | 2 | 3 | 1 | 2 | 0 | 26 |
| Malone | g 4-8 | 1-3 | 2-2 | 2-2 | 4 | 0 | 11 | 3 | 0 | 0 | 17 |
| Fall | g 4-8 | 0-0 | 3-3 | 2-4 | 6 | 3 | 11 | 0 | 0 | 1 | 20 |
| Harp | g 2-4 | 2-4 | 0-0 | 0-5 | 5 | 0 | 6 | 2 | 2 | 0 | 1 |
| Team | | | | 0-0 | 0 | 0 | 6 | 2 | 2 | 0 | 1 |
| Totals | 19-53 | 6-20 | 8-11 | 11-22 | 33 | 14 | 52 | 12 | 13 | 0 | 6 |

| | | | | | | | | |
|--------------------|---------|-------|-------|---------|------|-------|------|-------|
| FG% | 1st Hlf | 10-24 | 41.7% | 2nd Hlf | 9-29 | 31.0% | Game | 35.8% |
| 3-Pt.FG% | 1st Hlf | 3-10 | 30.0% | 2nd Hlf | 3-10 | 30.0% | Game | 30.0% |
| FT% | 1st Hlf | 5-6 | 83.3% | 2nd Hlf | 3-5 | 60.0% | Game | 72.7% |
| deadball rebounds: | | | | | | | | 1 |

COLORADO (8-5)

| Player | FGs | 3-pt | FT | O-DR | F | TP | A | TO | B | S | Min |
|---------------|--------|------|-------|-------|----|----|----|----|----|---|-----|
| Jack.-Wilson | f 0-3 | 0-0 | 1-2 | 3-3 | 6 | 3 | 1 | 2 | 1 | 1 | 19 |
| Hall | g 6-12 | 2-6 | 2-2 | 2-3 | 5 | 3 | 16 | 6 | 2 | 0 | 37 |
| Higgins | g 2-5 | 0-3 | 0-1 | 0-5 | 5 | 1 | 4 | 1 | 0 | 1 | 36 |
| Silas | g 5-12 | 1-4 | 4-5 | 1-2 | 3 | 1 | 15 | 3 | 0 | 1 | 31 |
| Roby | g 5-11 | 3-6 | 2-2 | 0-5 | 5 | 5 | 15 | 4 | 2 | 0 | 33 |
| Knutson | g 4-6 | 2-4 | 0-0 | 0-4 | 4 | 0 | 10 | 2 | 1 | 0 | 23 |
| King-Stockton | g 1-1 | 0-0 | 0-2 | 2-4 | 1 | 2 | 0 | 0 | 0 | 0 | 21 |
| Team | | | | 0-1 | 1 | | | | | | |
| Totals | 37-71 | 6-17 | 13-19 | 15-29 | 44 | 19 | 93 | 20 | 13 | 8 | 11 |

| | | | | | | | | |
|--------------------|---------|-------|-------|---------|-------|-------|------|-------|
| FG% | 1st Hlf | 13-25 | 52.0% | 2nd Hlf | 10-25 | 40.0% | Game | 46.0% |
| 3-Pt.FG% | 1st Hlf | 6-13 | 46.2% | 2nd Hlf | 2-10 | 20.0% | Game | 34.8% |
| FT% | 1st Hlf | 4-7 | 57.1% | 2nd Hlf | 5-7 | 71.4% | Game | 64.3% |
| deadball rebounds: | | | | | | | | 2 |

SMU

Colorado

Officials: Tom O'Neill, John Higgins, Steve Olson
Technical: None. Attendance: 4286. Fouled out: Roby**HALL LEADS CU FOR THIRD STRAIGHT BOULDER (AP) - Senior guard Marcus Hall**

scored a game-high 16 points leading three other players in double figures propelling the University of Colorado to a 63-52 home victory over SMU on Friday night.

Senior Richard Roby and sophomore Xavier Silas each added 15 points, in addition to 10 points by Levi Knutson helping CU (8-5) to its third straight victory. All of Roby's 15 points came in the first half.

"We are getting more consistent," said CU head coach Jeff Bzdelik. "We had four players in double-digits, which means that we had good shot distribution. I like that we are sharing the basketball. Our assist to turnover ratio is getting better."

The Buffaloes shot 46 percent from the field against a team that had held their last two opponents below 30 percent shooting.

Alex Malone and Bamba Fall had 11 points for SMU (6-7), while Papa Dia added 10 for the Mustangs.

It was the first meeting between the schools in 28 years. They last played on Dec. 8, 1979 in Dallas with the Buffs holding a 4-1 advantage in the series.

Colorado scored the first six points of the second half, including four from Cory Higgins, to extend its lead to 42-28. SMU missed its first four shots and two free throws by Dia before Malone's rebound basket with 14:20 left made it 42-30. A second put back basket by Malone and his 3-pointer got the Mustangs within 45-37.

Silas scored on a layup with 1:44 to go to make it 58-47, but Fall had a three-point play and two free throws to get the Mustangs within 58-52 with 1:08 remaining. Silas and Hall sealed the game by each hitting two free throws.

Roby had 15 points at halftime on 5-for-7 shooting and three 3-pointers as the Buffaloes turned a 19-17 deficit into a 36-28 lead at the break. Colorado shot 52 percent in the first half.

SMU hurt itself with eight turnovers, three in the last four minutes that led to three layups. The Mustangs were 3-for-10 shooting from beyond the arc in the

GAME #14, JAN. 7, BOULDER vs. TULSA

TULSA (8-4)

| Player | FGs | 3-pt | FT | O-DR | F | TP | A | TO | B | S | Min |
|----------|-------|------|-------|------|----|----|----|----|----|---|-----|
| Walls | f 1-4 | 0-0 | 4-6 | 5-3 | 8 | 4 | 6 | 0 | 0 | 0 | 22 |
| Jordan | c 4-6 | 0-0 | 0-2 | 1-2 | 3 | 3 | 8 | 1 | 0 | 2 | 21 |
| Uzoh | g 4-8 | 2-4 | 5-6 | 1-4 | 5 | 3 | 15 | 1 | 3 | 0 | 28 |
| Medade | g 3-6 | 1-1 | 5-5 | 0-2 | 2 | 1 | 12 | 5 | 5 | 0 | 33 |
| Earls | g 4-6 | 1-2 | 0-0 | 1-3 | 4 | 3 | 9 | 3 | 5 | 0 | 25 |
| Wheatley | g 3-4 | 0-1 | 3-4 | 0-5 | 5 | 1 | 9 | 1 | 2 | 1 | 27 |
| Andrews | g 6-8 | 4-6 | 1-2 | 0-0 | 0 | 3 | 17 | 0 | 4 | 0 | 20 |
| Mitchell | g 0-0 | 0-0 | 0-0 | 0-1 | 1 | 0 | 0 | 0 | 0 | 0 | 9 |
| Reese | g 2-3 | 1-2 | 0-0 | 1-2 | 3 | 2 | 5 | 2 | 1 | 0 | 15 |
| Team | | | | 0-2 | 2 | | | | | | |
| Totals | 27-45 | 9-16 | 18-25 | 9-24 | 33 | 21 | 81 | 13 | 20 | 3 | 4 |

| | | | | | | | | |
|--------------------|---------|-------|-------|---------|-------|-------|------|-------|
| FG% | 1st Hlf | 15-26 | 57.7% | 2nd Hlf | 12-19 | 63.2% | Game | 60.0% |
| 3-Pt.FG% | 1st Hlf | 2-7 | 28.6% | 2nd Hlf | 7-9 | 77.8% | Game | 56.3% |
| FT% | 1st Hlf | 6-7 | 85.7% | 2nd Hlf | 12-18 | 66.7% | Game | 72.0% |
| deadball rebounds: | | | | | | | | 4 |

COLORADO (8-6)

| Player | FGs | 3-pt | FT | O-DR | F | TP | A | TO | B | S | Min |
|---------------|--------|------|-------|-------|----|----|----|----|----|---|-----|
| Jack.-Wilson | f 2-6 | 0-0 | 0-0 | 3-1 | 4 | 4 | 4 | 0 | 0 | 0 | 15 |
| Hall | g 2-14 | 0-3 | 0-0 | 6-4 | 10 | 1 | 4 | 9 | 3 | 1 | 38 |
| Higgins | g 1-6 | 0-3 | 0-1 | 0-1 | 2 | 2 | 3 | 0 | 0 | 0 | 36 |
| Silas | g 5-6 | 2-2 | 1-4 | 3-1 | 4 | 2 | 13 | 1 | 0 | 2 | 32 |
| Roby | g 8-16 | 3-5 | 8-9 | 2-2 | 4 | 3 | 27 | 2 | 6 | 0 | 37 |
| Knutson | g 2-5 | 2-4 | 4-4 | 0-1 | 2 | 10 | 2 | 1 | 0 | 0 | 23 |
| King-Stockton | g 3-6 | 0-0 | 2-3 | 2-2 | 4 | 4 | 8 | 0 | 1 | 1 | 19 |
| Team | | | | 0-1 | 1 | | | | | | |
| Totals | 23-59 | 7-17 | 15-21 | 16-12 | 28 | 18 | 68 | 17 | 12 | 2 | 12 |

| | | | | | | | | |
|--------------------|---------|-------|-------|---------|------|-------|------|-------|
| FG% | 1st Hlf | 15-29 | 51.7% | 2nd Hlf | 8-30 | 26.7% | Game | 39.0% |
| 3-Pt.FG% | 1st Hlf | 4-8 | 50.0% | 2nd Hlf | 3-9 | 33.3% | Game | 41.2% |
| FT% | 1st Hlf | 8-11 | 72.7% | 2nd Hlf | 7-10 | 70.0% | Game | 71.4% |
| deadball rebounds: | | | | | | | | 2 |

Tulsa

Colorado

Officials: Steve Welmer, Scott Thornley, Curtis Shaw
Technical: None. Attendance: 2031. Fouled out: none**'CANES RALLY IN SECOND HALF**

BOULDER (AP) - Richard Roby scored a game-high 27 points and Xavier Silas added 13, however the Tulsa Golden Hurricane shot 63 percent in the second half pulling away for a 81-68 victory over Colorado Monday night in the final tuneup for both schools in non-conference play.

"The lack of depth hurt us," said CU head coach Jeff Bzdelik. "It is very difficult to go seven deep. We lost our legs and that affected our ability to score. We were getting good shots, we just weren't making them and we were a step slow on defense in the second half. We aren't about explanations or excuses so give Tulsa credit. They shot the ball well and in the second half they were a step behind them in everything we did."

Tulsa reserve Glenn Andrews scored 15 of his 17 points in the second half and Ben Uzoh added 15. The Golden Hurricane, who have now won six straight, picked up their first road win of the season. The team entered the game having dropped three in a row away from the Donald W. Reynolds Center.

Tulsa (8-4) trailed 52-49 with 14:20 remaining before going on a 16-2 run behind the hot shooting of Andrews, who accounted for 14 points during the spurt by hitting four 3-pointers and knocking down a mid-range jumper.

The Golden Hurricane built up the lead to as many as 15 points after trailing by seven in the first half. The team hit 9 of 10 free throws over the final 5:11 to secure the win.

Brett McDade had 12 points and Rod Earls and Bishop Wheatley each added nine. Uzoh, the Golden Hurricane's leading scorer, was held to just a basket in the first half before finding his shot in the second half. He entered the game averaging 16.1 points.

CU (8-6) was led in scoring by Richard Roby, who finished with 27 points moving up to fifth place on the school's all-time scoring list, surpassing Emmett Lewis (1976-79).

Marcus Hall had 10 rebounds, nine assists and a career-high eight steals, but only four points. Xavier Silas finished with 13 points and Levi Knutson had 10.

GAME #15, JAN. 12, COLLEGE STATION, TEXAS AT TEXAS A&M

COLORADO (8-7, 0-1 BIG 12)

| Player | FGs | 3-pt | FT | O-DR | F | TP | A | TO | B | S | Min |
|----------------|--------|------|------|------|----|----|----|----|----|---|-----|
| Hall | g 6-10 | 0-2 | 0-0 | 0-1 | 1 | 1 | 12 | 6 | 1 | 0 | 1 |
| Higgins | g 6-10 | 2-4 | 1-2 | 1-4 | 5 | 3 | 15 | 3 | 0 | 0 | 1 |
| Silas | g 6-12 | 1-3 | 1-2 | 1-3 | 4 | 2 | 14 | 4 | 2 | 1 | 1 |
| Roby | g 5-7 | 1-2 | 3-4 | 1-1 | 2 | 2 | 14 | 3 | 4 | 0 | 0 |
| King-Stockton | f 3-3 | 0-0 | 0-0 | 0-2 | 2 | 4 | 6 | 0 | 1 | 3 | 1 |
| Thorne II | g 0-1 | 0-1 | 0-0 | 0-0 | 0 | 0 | 1 | 0 | 0 | 0 | 5 |
| Patteson | g 0-0 | 0-0 | 0-0 | 0-0 | 0 | 2 | 0 | 0 | 1 | 0 | 0 |
| Knutson | g 0-1 | 0-0 | 0-0 | 0-0 | 0 | 1 | 0 | 0 | 0 | 0 | 0 |
| Jackson-Wilson | g 3-3 | 0-0 | 2-2 | 1-0 | 1 | 1 | 8 | 1 | 1 | 0 | 0 |
| Team | | | | 0-1 | 1 | | | | | | |
| Totals | 29-47 | 4-12 | 7-10 | 4-12 | 16 | 16 | 69 | 18 | 10 | 4 | 4 |

| | | | | | | | | |
|--------------------|---------|-------|-------|---------|-------|-------|------|-------|
| FG% | 1st Hlf | 12-28 | 48.0% | 2nd Hlf | 17-22 | 77.3% | Game | 61.7% |
| 3-Pt.FG% | 1st Hlf | 2-9 | 22.2% | 2nd Hlf | 2-3 | 66.7% | Game | 33.3% |
| FT% | 1st Hlf | 1-1 | 100% | 2nd Hlf | 6-9 | 66.7% | Game | 70.0% |
| deadball rebounds: | | | | | | | | 1 |

TEXAS A&M (15-1, 1-0 BIG 12)

| Player | FGs | 3-pt | FT | O-DR | F | TP | A | TO | B | S | Min |
|--------|--------|-------|-------|------|----|----|----|----|---|---|-----|
| Jordan | c 6-10 | 0-0 | 2-2 | 3-6 | 9 | 1 | 14 | 1 | 0 | 1 | 0 |
| Sloan | g 5-11 | 3-5 | 0-1 | 1-1 | 2 | 1 | 13 | 2 | 1 | 0 | 1 |
| Kirk | g 5-7 | 2-3 | 3-3 | 0-2 | 2 | 4 | 15 | 5 | 0 | 0 | 0 |
| Carter | f 3-6 | 3-6 | 2-2 | 0-1 | 1 | 2 | 11 | 5 | 1 | 0 | 0 |
| Jones | f 4-5 | 0-0 | 2-2 | 0-1 | 1 | 4 | 10 | 6 | 0 | 0 | 3 |
| Davis | g 5-6 | 0-0 | 3-4 | 2-1 | 3 | 0 | 13 | 1 | 2 | 1 | 1 |
| Roland | g 2-3 | 0-1 | 0-0 | 1-1 | 1 | 1 | 4 | 2 | 1 | 1 | 18 |
| Elomu | g 0-0 | 0-0 | 0-0 | 1-2 | 3 | 1 | 0 | 0 | 1 | 0 | 0 |
| Walkup | g 2-3 | 2-3 | 0-0 | 1-1 | 1 | 1 | 6 | 0 | 1 | 0 | 7 |
| Team | | | | 1-0 | 1 | | | | | | |
| Totals | 32-51 | 10-18 | 12-14 | 8-16 | 24 | 15 | 86 | 22 | 7 | 3 | 8 |

| | | | | | | | | |
|--------------------|---------|-------|-------|---------|-------|--------|------|-------|
| FG% | 1st Hlf | 15-27 | 55.6% | 2nd Hlf | 17-24 | 70.8% | Game | 62.7% |
| 3-Pt.FG% | 1st Hlf | 8-16 | 50.0% | 2nd Hlf | 2-2 | 100.0% | Game | 55.6% |
| FT% | 1st Hlf | 4-4 | 100% | 2nd Hlf | 8-10 | 80.0% | Game | 85.7% |
| deadball rebounds: | | | | | | | | 1 |

Colorado

Texas A&M

Officials: Gerry Pollard, Verne Harris, Brent Meaux
Technical: None. Attendance: 12634. Fouled out: none**AGGIES DEFEAT CU IN BIG 12 OPENER**

COLLEGE STATION, Texas (AP) - Colorado shot a season-best 62 percent from the field and Cory Higgins matched a personal-best 15 points, however the No. 11 Texas A&M Aggies scored an 86-69 victory over Colorado in the Big 12 Conference season opener for both schools.

Dominique Kirk scored 15 points and DeAndre Jordan added 14 points and nine rebounds to lead the 11th-ranked Aggies to a win, their eighth straight win by at least 15 points.

The Buffaloes lost their 11th straight Big 12 opener and fell to 8-7 and 0-1 in the conference. They have won just once in a league opener since the inception of the Big 12.

CU shot a season-best 61.7 percent from the field along with a season-low 10 turnovers. The Buffaloes also shot a conference school record 77.3 percent in the second half (17-of-22). The percentage fell just short of the school record of 78.9 set at Texas Tech back on Dec. 28, 1985 (15-of-19).

Higgins led three other CU players in

GAME #16, JAN. 15, BOULDER vs. NEBRASKA

NEBRASKA (11-4, 0-2 BIG 12)

| Player | FGs | 3-pt | FT | O-DR | F | TP | A | TO | B | S | Min |
|---------------|-------|------|-------|------|----|----|----|----|---|---|-------|
| Maric c | 5-9 | 0-0 | 4-5 | 3-6 | 9 | 2 | 14 | 2 | 2 | 0 | 31 |
| Henry g | 2-3 | 0-1 | 3-4 | 1-2 | 3 | 4 | 7 | 2 | 1 | 0 | 26 |
| Dagunduro g | 1-3 | 0-0 | 0-0 | 1-2 | 3 | 3 | 2 | 1 | 2 | 0 | 16 |
| Miller g | 6-10 | 4-8 | 2-2 | 0-1 | 1 | 4 | 18 | 2 | 1 | 0 | 34 |
| Anderson g | 1-6 | 1-4 | 3-4 | 1-8 | 9 | 3 | 6 | 1 | 1 | 1 | 31 |
| Harley g | 0-5 | 0-1 | 0-0 | 0-2 | 2 | 1 | 0 | 0 | 0 | 1 | 19 |
| Strawbridge g | 0-6 | 0-3 | 0-0 | 1-2 | 3 | 1 | 0 | 1 | 1 | 0 | 26 |
| Ping g | 0-1 | 0-0 | 0-0 | 0-1 | 1 | 0 | 0 | 0 | 1 | 0 | 2 |
| Velander g | 1-4 | 1-3 | 1-2 | 0-0 | 0 | 1 | 4 | 0 | 0 | 1 | 11 |
| Balham g | 0-0 | 0-0 | 0-0 | 0-0 | 0 | 0 | 0 | 0 | 0 | 0 | 2 |
| Salomon g | 0-0 | 0-0 | 0-0 | 0-0 | 0 | 1 | 0 | 0 | 0 | 0 | 2 |
| Team | | | 1-0 | | | | | | | | |
| Totals | 16-47 | 6-20 | 13-17 | 8-24 | 32 | 20 | 51 | 9 | 9 | 4 | 5 200 |

FG% 1st Hlf 8-24 33.3% 2nd Hlf 8-23 34.8% Game 34.0%
 3-Pt.FG% 1st Hlf 3-11 27.3% 2nd Hlf 3-9 33.3% Game 30.0%
 FT % 1st Hlf 3-4 75.0% 2nd Hlf 10-13 76.9% Game 76.5%
 deadball rebounds: 1

COLORADO (9-7, 1-1)

| Player | FGs | 3-pt | FT | O-DR | F | TP | A | TO | B | S | Min |
|------------------|-------|------|-------|-------|----|----|----|----|----|---|-------|
| King-Stektn f | 0-0 | 0-0 | 3-5 | 1-2 | 3 | 3 | 3 | 0 | 1 | 2 | 3 21 |
| Hall g | 4-11 | 1-5 | 0-2 | 1-1 | 2 | 3 | 9 | 4 | 2 | 0 | 38 |
| Higgins g | 5-10 | 2-4 | 1-2 | 2-4 | 6 | 1 | 13 | 1 | 1 | 0 | 35 |
| Silas g | 2-8 | 0-1 | 3-5 | 2-7 | 9 | 1 | 8 | 0 | 3 | 0 | 33 |
| Roby g | 4-10 | 1-4 | 3-4 | 3-7 | 10 | 1 | 12 | 3 | 0 | 3 | 37 |
| Thorne II g | 0-0 | 0-0 | 0-0 | 0-0 | 0 | 0 | 1 | 0 | 0 | 0 | 5 |
| Knutson g | 2-5 | 2-5 | 2-2 | 0-2 | 2 | 0 | 8 | 2 | 1 | 0 | 15 |
| Jackson-Wilson g | 1-2 | 0-0 | 0-2 | 2-3 | 5 | 4 | 2 | 0 | 2 | 0 | 14 |
| Beckley g | 0-0 | 0-0 | 0-0 | 0-0 | 0 | 1 | 0 | 0 | 0 | 0 | 2 |
| Team | | | 0-0 | | | | | | | | |
| Totals | 18-46 | 6-19 | 13-22 | 11-26 | 37 | 14 | 55 | 11 | 10 | 5 | 6 200 |

FG% 1st Hlf 8-25 32.0% 2nd Hlf 10-21 47.6% Game 39.1%
 3-Pt.FG% 1st Hlf 4-13 30.8% 2nd Hlf 2-6 33.3% Game 31.6%
 FT % 1st Hlf 5-6 83.3% 2nd Hlf 8-16 50.0% Game 59.1%
 deadball rebounds: 2

Nebraska 22 29 51
 Colorado 25 30 55

Officials: Steve Welmer, Ted Hillary, Mike Thibodeaux
 Technicals: None. Attendance: 5773. Fouled out: none

BUFFS WIN BIG 12 HOME OPENER

BOULDER (AP) - University of Colorado freshman guard Cory Higgins scored a team-high 13 points and Richard Roby added 12 points and 10 rebounds to lead Colorado to a 55-51 win over Nebraska Tuesday night.

It was CU's ninth win of the season and it evened their conference mark at one.

Xavier Silas nearly recorded his first double-double scoring eight points and grabbing nine rebounds, while Marcus King-Stockton started his second straight game for the Buffs, tallied a career-high three steals with two blocks.

It was the lowest scoring game between these two schools in nearly 28 years since Nebraska won 53-44 on Jan. 19, 1980.

CU (9-7, 1-1 Big 12) ended its two-game losing streak as the Buffaloes held the Cornhuskers to a season-low 51 points.

Cookie Miller led Nebraska (11-4, 0-2) with 18 points. Aleks Maric had 14 points and nine rebounds for the Cornhuskers who lost back-to-back games after winning six straight.

The Buffaloes kept to their winning ways against Nebraska, winning their sixth of their last seven over their rivals.

Roby, who averaged 24 points a game against NU in three home games, recorded his eighth career double-double improving CU 7-1 when he performs that feat. Higgins led CU in scoring for the second straight game, also equaled his season-best six rebounds.

Defenses dominated the first half. Colorado led 25-22 after shooting 32 percent from the field while the Cornhuskers were slightly better at 33 percent.

Roby converted a free throw and an off balance jump shot in the final 1:15 of the first half for the difference.

GAME #17, JAN. 19, AUSTIN, TEXAS at TEXAS

COLORADO (9-8, 1-2 BIG 12)

| Player | FGs | 3-pt | FT | O-DR | F | TP | A | TO | B | S | Min |
|------------------|-------|------|-------|-------|----|----|----|----|----|---|-------|
| King-Stektn. f | 1-3 | 0-0 | 0-2 | 2-2 | 4 | 3 | 2 | 2 | 1 | 0 | 20 |
| Hall g | 4-10 | 2-4 | 0-0 | 0-5 | 5 | 4 | 10 | 1 | 2 | 0 | 32 |
| Higgins g | 2-4 | 2-4 | 2-2 | 0-8 | 8 | 3 | 8 | 3 | 2 | 0 | 33 |
| Silas g | 5-13 | 0-5 | 5-5 | 0-4 | 4 | 4 | 15 | 2 | 1 | 1 | 38 |
| Roby g | 8-13 | 1-3 | 1-3 | 4-1 | 5 | 3 | 18 | 1 | 4 | 2 | 31 |
| Thorne II g | 2-5 | 2-3 | 2-2 | 1-1 | 2 | 1 | 8 | 0 | 1 | 1 | 17 |
| Knutson g | 1-3 | 0-1 | 2-2 | 1-0 | 1 | 0 | 4 | 1 | 0 | 0 | 14 |
| Jackson-Wilson g | 1-3 | 0-0 | 0-0 | 1-0 | 1 | 2 | 1 | 2 | 0 | 0 | 15 |
| Team | | | 1-3 | 4 | | | | | | | |
| Totals | 24-54 | 7-20 | 12-16 | 10-24 | 34 | 19 | 67 | 11 | 13 | 5 | 1 200 |

FG% 1st Hlf 14-26 53.8% 2nd Hlf 10-28 35.7% Game 44.4%
 3-Pt.FG% 1st Hlf 7-13 53.8% 2nd Hlf 0-7 00.0% Game 35.0%
 FT % 1st Hlf 2-2 100% 2nd Hlf 10-14 71.4% Game 75.0%
 deadball rebounds: 3, 2

TEXAS (14-3, 1-1 BIG 12)

| Player | FGs | 3-pt | FT | O-DR | F | TP | A | TO | B | S | Min |
|------------|-------|------|------|-------|----|----|----|----|---|---|-------|
| Johnson f | 1-4 | 0-0 | 0-0 | 0-1 | 1 | 2 | 0 | 1 | 0 | 0 | 10 |
| James f | 3-8 | 0-0 | 0-0 | 2-6 | 8 | 4 | 6 | 0 | 1 | 0 | 21 |
| Atchley c | 6-7 | 2-3 | 1-1 | 4-1 | 5 | 2 | 15 | 1 | 2 | 1 | 32 |
| Abrams g | 6-19 | 4-4 | 1-1 | 0-2 | 2 | 4 | 17 | 0 | 1 | 0 | 39 |
| Augustin g | 8-16 | 2-5 | 7-11 | 1-4 | 5 | 1 | 25 | 5 | 1 | 0 | 39 |
| Lewis g | 0-0 | 0-0 | 0-0 | 0-0 | 0 | 0 | 0 | 0 | 0 | 0 | 1 |
| Wangmene g | 0-2 | 0-0 | 0-1 | 1-0 | 1 | 2 | 0 | 0 | 0 | 0 | 7 |
| Mooney g | 0-0 | 0-0 | 0-0 | 1-1 | 2 | 1 | 0 | 1 | 0 | 0 | 5 |
| Mission g | 1-5 | 0-2 | 0-0 | 4-2 | 6 | 3 | 2 | 1 | 4 | 2 | 36 |
| Pittman g | 0-1 | 0-0 | 0-1 | 0-1 | 1 | 0 | 0 | 0 | 0 | 1 | 2 |
| Chapman g | 1-2 | 0-0 | 0-0 | 0-0 | 0 | 0 | 2 | 0 | 0 | 0 | 8 |
| Team | | | 2-2 | 4 | | | | | | | |
| Totals | 26-64 | 8-24 | 9-15 | 15-20 | 35 | 18 | 69 | 9 | 7 | 6 | 6 200 |

FG% 1st Hlf 10-27 37.0% 2nd Hlf 16-37 43.2% Game 40.6%
 3-Pt.FG% 1st Hlf 3-11 27.3% 2nd Hlf 5-13 38.5% Game 33.3%
 FT % 1st Hlf 5-9 55.6% 2nd Hlf 4-6 66.7% Game 60.0%
 deadball rebounds: 3, 1

Colorado 37 30 67
 Texas 28 41 69

Officials: Scott Thornley, Brad Ferrie, Greg Rennearbe
 Technicals: None. Attendance: 16755. Fouled out: none

'HORNS HOLD ON, DEFEAT BUFFS

AUSTIN, Texas (AP) - Richard Roby scored a team-high 18 points and Xavier Silas added 15, but the No. 19 Texas Longhorns came back in the second half to score a 69-67 victory over Colorado.

Colorado (9-8, 1-2 Big 12), led the game 37-28 at half-time. The Buffs went 7-of-13 from the floor in the first half.

Roby's 18 points moved him into fourth place for Colorado all-time scoring. Cory Higgins grabbed a career-high eight rebounds and Dwight Thorne scored two 3-pointers, a personal best.

Texas (14-3, 1-1) struggled to score in the first half after wingman Damion James, the Longhorns most consistent scorer of late, went to the bench six minutes in with his second foul.

"The competitive spirit was there," said CU head coach Jeff Bzdelik on the AM-760 post-game show. "We need to rebound better and cash in when we have opportunities at the rim or free throw line. You can learn from wins and losses, we just need to get a little better. They really got into us and we got out of our offense a little bit."

D.J. Augustin scored 25 points for Texas and A.J. Abrams finished with 17 points and four 3-pointers. Texas trailed 41-28 early in the second half before Abrams hit a 3-pointer, then converted a 3-point play. The Longhorns took the lead behind a 24-6 run.

Even with Texas' big rally, Colorado almost came back at the end. Texas nearly wasted the effort when the offense went into a late funk. Connor Atchley's 3-point play with 4:25 to play put Texas up 69-59 but it was the Longhorns' last basket of the game.

A jumper by Roby and a layup by Marcus Hall cut the lead to four. Colorado's last chance came when the Buffaloes forced a shot clock violation with 18 seconds left. Roby's tip-in at the buzzer closed the gap to two points.

GAME #18, JAN. 23, BOULDER vs. KANSAS STATE

KANSAS STATE (13-4, 3-0 BIG 12)

| Player | FGs | 3-pt | FT | O-DR | F | TP | A | TO | B | S | Min |
|----------------|-------|------|-------|-------|----|----|----|----|----|---|-------|
| Gilbert f | 3-7 | 0-1 | 1-1 | 2-1 | 3 | 3 | 7 | 2 | 2 | 0 | 22 |
| Walker f | 6-12 | 1-1 | 5-6 | 2-6 | 8 | 4 | 18 | 0 | 1 | 0 | 26 |
| Beasley f | 9-17 | 0-1 | 11-13 | 6-7 | 13 | 3 | 29 | 2 | 3 | 1 | 3 28 |
| Young g | 2-5 | 1-2 | 2-2 | 2-2 | 4 | 2 | 7 | 4 | 1 | 0 | 3 36 |
| Stewart g | 0-3 | 0-1 | 1-2 | 1-1 | 2 | 3 | 1 | 0 | 1 | 0 | 2 22 |
| Pullen g | 2-8 | 1-4 | 0-3 | 0-2 | 2 | 1 | 5 | 1 | 1 | 0 | 1 26 |
| Sutton g | 0-2 | 0-0 | 0-0 | 1-0 | 1 | 2 | 0 | 0 | 1 | 0 | 0 6 |
| Merriewether g | 0-0 | 0-0 | 0-0 | 0-0 | 0 | 0 | 0 | 1 | 1 | 0 | 0 9 |
| Kent g | 2-3 | 0-1 | 1-2 | 1-5 | 6 | 4 | 5 | 2 | 0 | 0 | 1 22 |
| Colon g | 0-0 | 0-0 | 0-0 | 1-0 | 1 | 1 | 0 | 0 | 1 | 0 | 0 3 |
| Team | | | 1-0 | 1 | | | | | | | |
| Totals | 24-57 | 3-11 | 21-29 | 17-24 | 41 | 23 | 72 | 12 | 12 | 1 | 10200 |

FG% 1st Hlf 12-29 41.4% 2nd Hlf 12-28 42.9% Game 42.1%
 3-Pt.FG% 1st Hlf 3-9 33.3% 2nd Hlf 0-2 00.0% Game 27.3%
 FT % 1st Hlf 7-10 70.0% 2nd Hlf 14-19 73.7% Game 72.4%
 deadball rebounds: 5

COLORADO (9-9, 1-3 BIG 12)

| Player | FGs | 3-pt | FT | O-DR | F | TP | A | TO | B | S | Min |
|------------------|-------|------|-------|-------|----|----|----|----|----|---|-------|
| King-Stektn. f | 0-0 | 0-0 | 1-4 | 2-2 | 4 | 5 | 1 | 1 | 1 | 1 | 0 18 |
| Hall g | 2-4 | 0-2 | 0-2 | 0-1 | 1 | 0 | 4 | 5 | 3 | 0 | 2 38 |
| Higgins g | 3-6 | 2-3 | 2-4 | 2-2 | 4 | 1 | 10 | 1 | 4 | 1 | 1 34 |
| Silas g | 3-10 | 1-2 | 2-3 | 1-4 | 5 | 4 | 9 | 2 | 4 | 0 | 1 31 |
| Roby g | 8-17 | 2-4 | 9-12 | 3-6 | 9 | 4 | 27 | 0 | 3 | 2 | 0 35 |
| Thorne g | 0-1 | 0-0 | 0-0 | 0-1 | 1 | 3 | 0 | 0 | 0 | 0 | 0 7 |
| Knutson g | 0-4 | 0-3 | 0-0 | 0-2 | 2 | 2 | 0 | 2 | 0 | 0 | 0 21 |
| Jackson-Wilson g | 1-3 | 0-0 | 3-6 | 3-1 | 4 | 3 | 5 | 1 | 2 | 2 | 0 16 |
| Team | | | 0-0 | | | | | | | | |
| Totals | 17-45 | 5-14 | 17-31 | 11-19 | 30 | 22 | 56 | 12 | 17 | 6 | 4 200 |

FG% 1st Hlf 8-25 32.0% 2nd Hlf 9-20 45.0% Game 37.8%
 3-Pt.FG% 1st Hlf 4-9 44.4% 2nd Hlf 1-5 20.0% Game 35.7%
 FT % 1st Hlf 6-13 46.2% 2nd Hlf 11-18 61.1% Game 54.8%
 deadball rebounds: 7

Kansas State 34 38 72
 Colorado 26 30 56

Officials: Rick Hartzell, Terry Moore, Darron George
 Technicals: None. Attendance: 6992. Fouled out: King-Stockton.

K-STATE TOO MUCH FOR BUFFS

BOULDER (AP) - Richard Roby scored a team-high 27 points, the sixth time that he has scored over the 20-point barrier this season, however Kansas State's Michael Beasley countered with 26 of his game-high 29 points in the second half to lead the Wildcats to a 72-56 conference win at the Coors Events Center, Wednesday night.

Beasley was 9-for-15 shooting in the second half in addition to grabbing a game-high 13 rebounds. Bill Walker added 18 points for Kansas State (13-4, 3-0 Big 12) which won for the fourth straight time.

Cory Higgins added 10 points for Colorado (9-9, 1-3), which hurt itself by hitting only 17-of-31 free throws. CU was led on the boards by Roby, who finished with a team-high nine boards.

The Buffaloes got within 34-30 after scoring the first six points of the second half. But Beasley gave Kansas State some breathing room, 37-30, with his first field goal of the game on a two-fisted jam off a steal with 16:20 remaining.

The Wildcats led 45-33 after baskets by Walker and Beasley and 53-38 after Beasley's two free throws. Higgins' layup and a 3-pointer by Xavier Silas cut it to 53-43 with 8:08 to play, but Kansas State went up 64-47 as Beasley scored nine of his team's next 11 points.

Foul trouble limited Beasley to 10 minutes and three points in the first half, but he contributed three free throws in a 15-0 run that put Kansas State up 27-13 with 8:54 left. Roby had eight points the rest of the half as Colorado reduced the gap to 34-26 at halftime.

Another difference in the game came on the boards, where Kansas State out-rebounded the Buffs by a 41-30 margin, only the second time CU has been out-rebounded by 10 or more this season (Stanford).

GAME #19, JAN. 26, BOULDER vs. MISSOURI

MISSOURI (12-8, 2-3 BIG 12)

| Player | FGs | 3-pt | FT | O-DR | F | TP | A | TO | B | S | Min |
|--------------|-----|-------|------|-------|-------|----|----|----|----|----|---------|
| Carroll | f | 3-6 | 0-0 | 0-2 | 4-2 | 6 | 3 | 2 | 1 | 0 | 23 |
| Brown | f | 0-0 | 0-0 | 0-0 | 0-0 | 0 | 0 | 0 | 0 | 0 | 10 |
| Hannah | g | 5-15 | 1-5 | 2-5 | 2-4 | 6 | 13 | 5 | 4 | 0 | 1 28 |
| Horton | g | 1-3 | 1-2 | 0-0 | 1-3 | 4 | 3 | 2 | 0 | 0 | 1 25 |
| Lawrence, Mg | g | 3-7 | 3-7 | 0-0 | 0-1 | 1 | 9 | 0 | 1 | 0 | 0 24 |
| Lawrence, K | g | 1-5 | 1-2 | 0-0 | 1-0 | 1 | 3 | 0 | 1 | 0 | 1 25 |
| Tiller | g | 1-2 | 0-1 | 2-2 | 0-1 | 1 | 5 | 4 | 1 | 1 | 0 0 17 |
| Lyons | g | 9-13 | 0-0 | 4-4 | 3-4 | 7 | 3 | 22 | 3 | 1 | 0 1 22 |
| Safford | g | 0-1 | 0-0 | 0-0 | 0-0 | 0 | 0 | 0 | 1 | 0 | 0 5 |
| Butterfield | g | 2-6 | 0-1 | 2-2 | 1-0 | 1 | 3 | 6 | 2 | 0 | 0 0 21 |
| Team | | | | | | | | | | | |
| Totals | | 25-58 | 6-18 | 10-15 | 15-17 | 32 | 20 | 66 | 16 | 12 | 1 4 200 |

| | | | | | | | | |
|--------------------|---------|------|-------|---------|-------|-------|------|-------|
| FG% | 1st Hlf | 9-25 | 36.0% | 2nd Hlf | 16-33 | 48.5% | Game | 43.1% |
| 3-Pt.FG% | 1st Hlf | 1-5 | 25.0% | 2nd Hlf | 4-10 | 40.0% | Game | 33.3% |
| FT % | 1st Hlf | 4-5 | 80.0% | 2nd Hlf | 6-10 | 60.0% | Game | 66.7% |
| deadball rebounds: | | | | | | | | 1 |

COLORADO (9-10, 1-4 BIG 12)

| Player | FGs | 3-pt | FT | O-DR | F | TP | A | TO | B | S | Min |
|----------------|-----|-------|------|-------|-------|----|----|----|----|----|---------|
| King-Steckn. | f | 2-3 | 0-0 | 1-2 | 4-1 | 5 | 4 | 5 | 0 | 2 | 2 0 21 |
| Hall | g | 11-13 | 4-6 | 2-2 | 2-3 | 5 | 28 | 3 | 2 | 0 | 3 39 |
| Higgins | g | 1-3 | 0-1 | 5-6 | 2-3 | 5 | 1 | 7 | 3 | 3 | 0 3 38 |
| Silas | g | 1-8 | 0-3 | 3-5 | 0-0 | 0 | 5 | 2 | 2 | 0 | 2 27 |
| Roby | g | 4-11 | 0-1 | 5-7 | 1-13 | 14 | 3 | 13 | 3 | 4 | 1 1 39 |
| Thorne II | g | 0-3 | 0-1 | 0-0 | 1-0 | 1 | 0 | 0 | 2 | 0 | 0 0 14 |
| Knutson | g | 0-1 | 0-1 | 0-0 | 0-0 | 0 | 0 | 0 | 2 | 0 | 0 0 3 |
| Jackson-Wilson | g | 1-2 | 0-0 | 0-0 | 1-0 | 1 | 3 | 2 | 0 | 1 | 0 0 15 |
| Beckley | g | 0-0 | 0-0 | 2-2 | 0-1 | 1 | 2 | 0 | 0 | 0 | 0 0 4 |
| Team | | | | | | | | | | | |
| Totals | | 20-44 | 4-13 | 18-24 | 11-22 | 33 | 17 | 62 | 13 | 16 | 3 9 200 |

| | | | | | | | | |
|--------------------|---------|-------|-------|---------|-------|-------|------|-------|
| FG% | 1st Hlf | 12-25 | 52.2% | 2nd Hlf | 8-21 | 38.1% | Game | 45.5% |
| 3-Pt.FG% | 1st Hlf | 4-7 | 57.1% | 2nd Hlf | 0-6 | 00.0% | Game | 30.8% |
| FT % | 1st Hlf | 6-9 | 66.7% | 2nd Hlf | 12-15 | 80.0% | Game | 75.0% |
| deadball rebounds: | | | | | | | | 2 |

| | | | |
|----------|----|----|----|
| Missouri | 24 | 42 | 66 |
| Colorado | 34 | 28 | 62 |

Officials: Gerry Pollard, James Breeding, Mark Whitehead
 Technicals: None. Attendance: 5257. Fouled out: Tiller, Hall.

MISSOURI RALLYS IN SECOND HALF

BOULDER (AP) - Marcus Hall scored a season-high 28 points and Richard Roby added 13, however the Missouri Tigers grabbed the lead late in the second half and came out victorious with a 66-62 win over Colorado, Saturday afternoon.

Leo Lyons scored 16 of his 22 points in the second half and Missouri overcame a 13-point deficit over the final 10 minutes.

The Tigers (12-8, 2-3), who snapped a three-game losing streak and a five-game road skid, never led in the first 38 minutes. Then, Matt Lawrence set up in the left corner and swished a 3-pointer that gave Missouri a 61-60 lead with 2 minutes left.

Colorado fared better from the field, sinking 20-of-44 compared to Missouri's 25-of-58.

DeMarre Carroll missed the front end of a 1-and-1 with 34 seconds left and on the next Buffs' possession, but Steffon Hannah stole it and laid it in for a 65-62 lead.

Xavier Silas missed a 3-pointer for the tie and Hannah, who scored 11 of his 13 points after half-time, sank a free throw for the final margin.

Hall scored 20 first-half points as the Buffs (9-10, 1-4) built a 34-24 halftime lead, one they would stretch to 50-37 halfway through the second half. The Tigers reeled off eight straight points to cap a 13-3 spurt that pulled them to 53-50 with 6 1/2 minutes remaining, and they kept chipping away until Lawrence's 3-pointer put them ahead for good. Lawrence finished with nine points.

Roby scored his ninth double-double of the season, grabbing 14 boards and 13 points. The Buffs outrebounded the taller Tigers, 33-32.

Hall scored 20 points in the first half on 8-of-9 shooting, including 4-of-5 from three-point range.

GAME #20, JAN. 29, AMES, IOWA at Iowa State

COLORADO (9-11, 1-5 BIG 12)

| Player | FGs | 3-pt | FT | O-DR | F | TP | A | TO | B | S | Min |
|----------------|-----|-------|------|------|------|----|----|----|---|----|---------|
| Hall | g | 4-11 | 1-3 | 0-3 | 3-6 | 9 | 0 | 9 | 1 | 1 | 0 1 38 |
| Higgins | g | 1-8 | 0-4 | 2-2 | 1-1 | 2 | 4 | 4 | 1 | 3 | 0 5 33 |
| Silas | g | 0-3 | 0-2 | 3-4 | 0-2 | 2 | 4 | 3 | 1 | 5 | 0 0 24 |
| Roby | g | 5-7 | 2-2 | 1-2 | 0-5 | 5 | 13 | 0 | 2 | 1 | 0 3 34 |
| King-Steckn. | f | 1-2 | 0-0 | 1-2 | 1-1 | 2 | 5 | 3 | 0 | 3 | 0 0 13 |
| Thorne II | g | 0-0 | 0-0 | 0-0 | 0-0 | 0 | 0 | 1 | 0 | 0 | 0 13 |
| Coney | g | 0-0 | 0-0 | 0-0 | 0-0 | 0 | 0 | 0 | 0 | 0 | 0 1 |
| Knutson | g | 0-5 | 0-3 | 0-0 | 0-2 | 2 | 0 | 0 | 1 | 0 | 0 0 18 |
| Zehnder | g | 0-0 | 0-0 | 0-0 | 0-0 | 0 | 1 | 0 | 0 | 0 | 0 1 |
| Jackson-Wilson | g | 4-8 | 0-0 | 1-2 | 2-3 | 5 | 3 | 9 | 0 | 0 | 1 1 23 |
| Beckley | g | 0-0 | 0-0 | 0-0 | 0-1 | 1 | 0 | 0 | 0 | 0 | 0 2 |
| Team | | | | | | | | | | | |
| Totals | | 15-44 | 3-14 | 8-15 | 8-22 | 30 | 22 | 41 | 5 | 15 | 5 7 200 |

| | | | | | | | | |
|--------------------|---------|-------|-------|---------|------|-------|------|-------|
| FG% | 1st Hlf | 10-23 | 43.5% | 2nd Hlf | 5-21 | 23.8% | Game | 34.1% |
| 3-Pt.FG% | 1st Hlf | 1-8 | 12.5% | 2nd Hlf | 2-6 | 33.3% | Game | 21.4% |
| FT % | 1st Hlf | 1-3 | 33.3% | 2nd Hlf | 7-12 | 58.3% | Game | 53.3% |
| deadball rebounds: | | | | | | | | 3 |

IOWA STATE (13-8, 3-3 BIG 12)

| Player | FGs | 3-pt | FT | O-DR | F | TP | A | TO | B | S | Min |
|----------|-----|-------|------|-------|-------|----|----|----|----|----|---------|
| Clark | * | 2-3 | 0-1 | 0-0 | 2-5 | 7 | 4 | 4 | 1 | 1 | 0 0 21 |
| Brackins | * | 4-11 | 0-1 | 2-5 | 1-6 | 7 | 2 | 10 | 0 | 2 | 3 2 28 |
| Peterson | * | 2-4 | 0-1 | 0-0 | 1-1 | 2 | 4 | 4 | 4 | 0 | 0 3 29 |
| Hubalek | * | 3-5 | 0-0 | 4-7 | 2-3 | 5 | 1 | 10 | 2 | 2 | 1 1 27 |
| Johnson | * | 1-2 | 0-1 | 0-0 | 0-1 | 1 | 0 | 2 | 0 | 1 | 0 0 8 |
| Boozier | g | 0-1 | 0-1 | 0-0 | 0-1 | 1 | 0 | 0 | 0 | 0 | 0 0 2 |
| Lee | g | 2-2 | 0-0 | 2-3 | 0-3 | 3 | 3 | 6 | 1 | 1 | 0 0 23 |
| Garrett | g | 2-6 | 1-2 | 0-1 | 0-1 | 1 | 2 | 5 | 2 | 2 | 0 0 15 |
| Thompson | g | 1-5 | 0-1 | 0-0 | 1-0 | 1 | 0 | 2 | 1 | 1 | 1 1 11 |
| Haluska | g | 3-5 | 2-3 | 1-2 | 0-3 | 3 | 1 | 9 | 0 | 0 | 0 0 24 |
| Johnson | g | 1-2 | 0-0 | 3-4 | 1-1 | 2 | 1 | 5 | 1 | 0 | 0 1 12 |
| Team | | | | | | | | | | | |
| Totals | | 21-46 | 3-11 | 12-22 | 10-25 | 35 | 18 | 57 | 12 | 11 | 6 8 200 |

| | | | | | | | | |
|--------------------|---------|------|-------|---------|-------|-------|------|-------|
| FG% | 1st Hlf | 5-23 | 21.7% | 2nd Hlf | 16-23 | 69.6% | Game | 45.7% |
| 3-Pt.FG% | 1st Hlf | 0-6 | 0.0% | 2nd Hlf | 3-5 | 60.0% | Game | 27.3% |
| FT % | 1st Hlf | 5-7 | 71.4% | 2nd Hlf | 7-15 | 46.7% | Game | 54.5% |
| deadball rebounds: | | | | | | | | 3 |

| | | | |
|------------|----|----|----|
| Colorado | 22 | 19 | 41 |
| Iowa State | 15 | 42 | 57 |

Officials: Steve Welmer, Steve Olson, John Higgins
 Technicals: None. Attendance: 11954. Fouled out: King-Stockton, Roby.

BUFFS FALL AT ISU

AMES, Iowa (AP) - Richard Roby scored a game-high 13 points and Marcus Hall added nine points and nine rebounds, but the Iowa State Cyclones took the lead in the second half, running to a 57-41 victory over Colorado, Tuesday night.

Craig Brackins and Jiri Hubalek each scored 10 points for Iowa State.

Reserve guard Sean Haluska added a career-high nine points for the Cyclones (13-8, 3-3 Big 12), who held Colorado to a season low for points. Freshman Cory Higgins snagged a career-high five steals.

Iowa State's ninth straight win at home came at a price. Wesley Johnson, the Cyclones' leading scorer, is out indefinitely, according to Iowa State coach Greg McDermott. Johnson missed the first four games of the season with a bone bruise in his left foot. McDermott said that Johnson appeared to re-aggravate that injury when he came down on a Colorado player's foot.

The Buffs held the Cyclones to a season-low 15 points in the first half.

Iowa State struggled against Colorado's press, which allowed the Buffaloes to jump out to an early lead. Things only got worse for the Cyclones after Johnson headed to the locker room, as they went scoreless over the final 4:44 of the first half. The Buffaloes took a 22-15 lead into the break on a jumper by Roby just before the buzzer.

The Cyclones pulled away from Colorado (9-11, 1-5) down the stretch. Haluska hit a 3 and Diante Garrett hit a layup - drawing Richard Roby's fifth foul in the process - to help Iowa State jump ahead 47-39 with 4:04 left. Colorado had just 19 points in the second half, on 5-of-21 shooting from the field. Iowa State has now beaten Colorado in 16 of their last 17 meetings in Ames.

GAME #21, FEB. 1, BOULDER vs. KANSAS

KANSAS (21-1, 6-1 BIG 12)

| Player | FGs | 3-pt | FT | O-DR | F | TP | A | TO | B | S | Min |
|----------|-----|-------|-----|-------|-------|----|----|----|----|----|---------|
| Arthur | f | 4-8 | 0-0 | 1-1 | 2-2 | 4 | 4 | 9 | 2 | 4 | 2 0 25 |
| Jackson | f | 4-7 | 0-0 | 10-10 | 1-3 | 4 | 18 | 0 | 0 | 0 | 0 30 |
| Robinson | g | 0-2 | 0-1 | 1-2 | 1-3 | 4 | 1 | 4 | 1 | 0 | 0 0 33 |
| Chalmers | g | 3-7 | 0-1 | 2-3 | 0-4 | 4 | 2 | 8 | 6 | 1 | 2 0 39 |
| Rush | g | 5-12 | 2-6 | 3-4 | 2-4 | 6 | 2 | 15 | 0 | 2 | 0 3 22 |
| Collins | g | 4-4 | 1-1 | 0-0 | 0-0 | 1 | 9 | 1 | 5 | 0 | 0 0 17 |
| Stewart | g | 0-0 | 0-0 | 0-0 | 0-3 | 3 | 1 | 0 | 1 | 1 | 0 0 10 |
| Case | g | 0-0 | 0-0 | 0-0 | 0-0 | 0 | 1 | 0 | 0 | 0 | 0 0 2 |
| Kaun | g | 4-5 | 0-0 | 4-5 | 1-2 | 3 | 2 | 12 | 0 | 2 | 1 0 21 |
| Aldrich | g | 0-0 | 0-0 | 0-0 | 0-0 | 0 | 0 | 0 | 0 | 0 | 0 0 1 |
| Team | | | | | | | | | | | |
| Totals | | 24-45 | 3-9 | 21-25 | 10-24 | 34 | 18 | 72 | 14 | 16 | 5 3 200 |

| | | | | | | | | |
|--------------------|---------|-------|-------|---------|-------|-------|------|-------|
| FG% | 1st Hlf | 10-22 | 45.5% | 2nd Hlf | 14-23 | 60.9% | Game | 53.3% |
| 3-Pt.FG% | 1st Hlf | 1-6 | 16.7% | 2nd Hlf | 2-3 | 66.7% | Game | 33.3% |
| FT % | 1st Hlf | 9-10 | 90.0% | 2nd Hlf | 12-15 | 80.0% | Game | 84.0% |
| deadball rebounds: | | | | | | | | 2 |

COLORADO (9-12, 1-6 BIG 12)

| Player | FGs | 3-pt | FT | O-DR | F | TP | A | TO | B | S | Min |
|----------------|-----|------|-----|------|-----|----|----|----|---|---|--------|
| King-Steckn. | f | 0-0 | 0-0 | 3-5 | 1-2 | 3 | 4 | 3 | 2 | 0 | 2 0 27 |
| Hall | g | 5-9 | 3-6 | 0-0 | 1-2 | 3 | 13 | 5 | 3 | 0 | 1 40 |
| Higgins | g | 5-10 | 1-2 | 0-0 | 1-1 | 2 | 3 | 11 | 3 | 1 | 0 1 39 |
| Thorne II | g | 2-6 | 1-2 | 1-3 | 1-3 | 4 | 3 | 6 | 2 | 3 | 0 2 25 |
| Roby | g | 8-15 | 4-6 | 2-2 | 1-5 | 6 | 3 | 22 | 1 | 3 | 1 1 38 |
| Coney | g | 0-2 | 0-2 | 0-0 | 0-0 | 0 | 0 | 0 | 0 | 0 | 0 0 2 |
| Patterson | g | 0-0 | 0-0 | 0-0 | 0-0 | 0 | 2 | 0 | 0 | 0 | 0 0 5 |
| Knutson | g | 0-6 | 0-0 | 0-0 | 0-0 | 0 | 0 | 1 | 0 | 0 | 0 0 14 |
| Jackson-Wilson | g | 2-2 | 0-0 | 0-0 | 1-0 | 1 | 4 | 4 | 0 | 2 | |

GAME #22, FEB. 6, STILLWATER, OKLA.

AT OKLAHOMA STATE

COLORADO (9-13, 1-7 BIG 12)

| Player | FGs | 3-pt | FT | O-DR | F | TP | A | TO | B | S | Min | |
|------------------|-------|------|-------|------|----|----|----|----|----|---|-----|-----|
| King-Slkn. f | 1-4 | 0-0 | 0-4 | 1-2 | 3 | 3 | 2 | 0 | 0 | 1 | 0 | 20 |
| Hall g | 5-9 | 2-3 | 0-1 | 1-1 | 2 | 4 | 12 | 3 | 5 | 0 | 0 | 40 |
| Higgins g | 2-5 | 1-3 | 6-7 | 1-3 | 4 | 4 | 11 | 2 | 1 | 0 | 1 | 38 |
| Thorne II g | 1-4 | 1-3 | 0-0 | 0-1 | 1 | 1 | 3 | 0 | 0 | 0 | 1 | 16 |
| Roby g | 5-10 | 3-6 | 9-10 | 0-7 | 7 | 4 | 22 | 3 | 5 | 1 | 1 | 39 |
| Silas g | 3-4 | 1-2 | 1-2 | 0-1 | 1 | 5 | 8 | 0 | 0 | 2 | 0 | 21 |
| Patterson g | 0-3 | 0-2 | 0-0 | 1-0 | 1 | 2 | 0 | 1 | 0 | 0 | 0 | 9 |
| Knutson g | 0-0 | 0-0 | 0-0 | 0-0 | 0 | 0 | 0 | 0 | 0 | 0 | 0 | 2 |
| Jackson-Wilson g | 2-5 | 0-0 | 1-1 | 0-6 | 6 | 4 | 5 | 1 | 0 | 0 | 1 | 1 |
| Team | 1-0 1 | | | | | | | | | | | |
| Totals | 19-44 | 8-19 | 17-25 | 5-21 | 26 | 27 | 63 | 10 | 12 | 4 | 4 | 200 |

| | | | | | | | | |
|--------------------|---------|------|-------|---------|-------|-------|------|-------|
| FG% | 1st Hlf | 5-20 | 25.0% | 2nd Hlf | 14-24 | 58.3% | Game | 43.2% |
| 3-Pt.FG% | 1st Hlf | 2-8 | 25.0% | 2nd Hlf | 6-11 | 54.5% | Game | 42.1% |
| FT % | 1st Hlf | 4-10 | 40.0% | 2nd Hlf | 13-15 | 86.7% | Game | 68.0% |
| deadball rebounds: | 4 | | | | | | | |

OKLAHOMA STATE (11-11, 2-6 BIG 12)

| Player | FGs | 3-pt | FT | O-DR | F | TP | A | TO | B | S | Min | |
|------------|-------|------|-------|-------|----|----|----|----|----|---|-----|-----|
| Dove f | 0-2 | 0-0 | 3-4 | 1-2 | 3 | 4 | 3 | 0 | 0 | 2 | 0 | 35 |
| Thomas c | 3-6 | 0-1 | 3-6 | 3-7 | 10 | 5 | 9 | 1 | 0 | 0 | 0 | 26 |
| Eaton g | 2-2 | 0-0 | 9-13 | 0-3 | 2 | 13 | 2 | 2 | 0 | 2 | 2 | 23 |
| Muonelo g | 1-8 | 0-5 | 4-6 | 1-2 | 3 | 2 | 6 | 2 | 3 | 0 | 1 | 25 |
| Anderson g | 6-13 | 2-5 | 2-3 | 2-1 | 3 | 0 | 16 | 0 | 2 | 0 | 0 | 33 |
| Harris | 2-6 | 0-1 | 4-5 | 0-2 | 2 | 2 | 8 | 2 | 0 | 0 | 0 | 24 |
| Hatch | 1-1 | 1-1 | 0-0 | 0-0 | 2 | 3 | 0 | 0 | 0 | 0 | 0 | 5 |
| Adams | 3-5 | 0-0 | 0-1 | 5-4 | 9 | 3 | 6 | 0 | 1 | 1 | 0 | 14 |
| Sidorakis | 0-1 | 0-0 | 0-0 | 0-2 | 2 | 0 | 0 | 0 | 2 | 0 | 2 | 15 |
| Team | 1-1 2 | | | | | | | | | | | |
| Totals | 18-44 | 3-13 | 25-38 | 13-24 | 37 | 20 | 64 | 7 | 10 | 3 | 5 | 200 |

| | | | | | | | | |
|--------------------|---------|------|-------|---------|-------|-------|------|-------|
| FG% | 1st Hlf | 9-24 | 37.5% | 2nd Hlf | 9-20 | 45.0% | Game | 40.9% |
| 3-Pt.FG% | 1st Hlf | 2-13 | 22.2% | 2nd Hlf | 1-4 | 25.0% | Game | 23.1% |
| FT % | 1st Hlf | 5-10 | 50.0% | 2nd Hlf | 20-28 | 71.4% | Game | 65.8% |
| deadball rebounds: | 0 | | | | | | | |

| | | | |
|----------------|----|----|----|
| Colorado | 16 | 47 | 63 |
| Oklahoma State | 25 | 39 | 64 |

Officials: Steve Welmer, Paul Janssen, James Breeding
 Technicals: None. Attendance: 13039. Fouled out: Silas, Thomas, Higgins.

COWBOYS HOLD ON, EDGE CU

STILLWATER, Okla. (AP) - Richard Roby scored a game-high 22 points and Marcus Hall added 12, however the Cowboys ran to a 64-63 victory.

James Anderson scored 16 points, helping Oklahoma State ended a six-game losing streak - it's longest in more than two decades.

Oklahoma State (11-11, 2-6 Big 12) won for the 21st time in its last 22 home games against Colorado (9-13, 1-7) in a matchup of teams that entered tied for last place in the conference.

Until this season, the Cowboys hadn't lost six straight games since the 1986-87 season.

Roby set a school record with his 106th career start, breaking a mark set by Donnie Boyce from 1991 to 1995.

Colorado rallied from a nine-point halftime deficit to tie the game at 36-36 on two free throws by Roby with 10:13 left. But Terrel Harris started a 9-0 Oklahoma State run with two free throws with 9:06 left. He capped the spurt with a dunk that followed a steal and pass by Byron Eaton and put the Cowboys up 45-36 with 6:05 left.

Cory Higgins pulled CU within 49-46 with a 3-pointer from the corner with 2:56 left. Marcus Dove and Eaton each hit a pair of free throws for Oklahoma State to make it 53-46.

The Buffaloes chipped away at its deficit after that but came no closer than one point when Hall launched a half-court heave at the buzzer. Just before that, Eaton had made two free throws with 1.2 seconds left.

Colorado went 5-of-20 from the field in the first half and made just 4-of-10 free throws. The Buffaloes didn't hit double figures in the scoring column until 15 minutes into the game.

Hall scored 12 points, raising his career total to 1,008. He is the 25th player in school history to score 1,000 points or more in his career. Higgins added 11 points for the Buffs.

GAME #23, FEB. 9, BOULDER

VS. OKLAHOMA

OKLAHOMA (15-8, 3-5 BIG 12)

| Player | FGs | 3-pt | FT | O-DR | F | TP | A | TO | B | S | Min | |
|--------------|-------|------|------|-------|----|----|----|----|----|---|-----|-----|
| Griffin, B f | 11-17 | 0-1 | 3-6 | 1-4 | 5 | 4 | 25 | 5 | 2 | 1 | 1 | 36 |
| Griffin, T f | 4-8 | 0-0 | 0-1 | 4-2 | 6 | 4 | 8 | 0 | 2 | 1 | 0 | 30 |
| Crocker g | 3-10 | 3-9 | 0-0 | 2-2 | 4 | 4 | 9 | 3 | 3 | 0 | 0 | 36 |
| Godbold g | 4-10 | 0-4 | 0-0 | 5-0 | 5 | 4 | 8 | 3 | 1 | 0 | 0 | 38 |
| Johnson g | 1-7 | 1-5 | 1-2 | 0-1 | 1 | 3 | 4 | 1 | 1 | 0 | 3 | 31 |
| Leary g | 0-3 | 0-3 | 0-0 | 1-1 | 2 | 0 | 0 | 1 | 2 | 0 | 0 | 12 |
| Davis | 1-5 | 0-4 | 2-2 | 1-0 | 1 | 4 | 4 | 2 | 0 | 0 | 0 | 17 |
| Gerber | 0-0 | 0-0 | 0-0 | 0-0 | 0 | 0 | 0 | 0 | 0 | 0 | 0 | 0+ |
| Team | 3-1 4 | | | | | | | | | | | |
| Totals | 24-60 | 4-26 | 6-11 | 17-11 | 28 | 23 | 58 | 15 | 11 | 2 | 4 | 200 |

| | | | | | | | | |
|--------------------|---------|-------|-------|---------|-------|-------|------|-------|
| FG% | 1st Hlf | 11-28 | 39.3% | 2nd Hlf | 13-32 | 40.6% | Game | 40.0% |
| 3-Pt.FG% | 1st Hlf | 2-13 | 15.4% | 2nd Hlf | 2-13 | 15.4% | Game | 15.4% |
| FT % | 1st Hlf | 3-6 | 50.0% | 2nd Hlf | 3-5 | 60.0% | Game | 54.5% |
| deadball rebounds: | 1 | | | | | | | |

COLORADO (10-13, 2-7 BIG 12)

| Player | FGs | 3-pt | FT | O-DR | F | TP | A | TO | B | S | Min | |
|----------------|-------|------|-------|------|----|----|----|----|----|---|-----|-----|
| King-Slkn. f | 0-0 | 0-0 | 0-0 | 0-2 | 2 | 4 | 0 | 0 | 0 | 0 | 0 | 10 |
| Hall g | 7-9 | 2-3 | 3-4 | 0-1 | 1 | 0 | 19 | 3 | 1 | 0 | 3 | 40 |
| Higgins g | 2-5 | 1-1 | 4-4 | 0-7 | 7 | 2 | 9 | 4 | 1 | 0 | 1 | 39 |
| Thorne II g | 1-2 | 1-2 | 4-4 | 0-0 | 0 | 1 | 7 | 1 | 0 | 0 | 0 | 20 |
| Roby g | 5-6 | 1-2 | 8-11 | 0-5 | 5 | 4 | 19 | 2 | 3 | 1 | 2 | 30 |
| Silas g | 1-5 | 0-0 | 4-4 | 1-4 | 5 | 1 | 6 | 1 | 2 | 0 | 0 | 20 |
| Knutson | 3-4 | 2-3 | 0-0 | 0-0 | 0 | 0 | 8 | 0 | 1 | 0 | 0 | 12 |
| Jackson-Wilson | 1-2 | 0-0 | 2-2 | 1-3 | 4 | 3 | 4 | 3 | 3 | 2 | 0 | 23 |
| Beckley | 0-0 | 0-0 | 0-0 | 0-0 | 0 | 2 | 0 | 0 | 1 | 0 | 0 | 6 |
| Team | 1-1 2 | | | | | | | | | | | |
| Totals | 20-33 | 7-11 | 25-29 | 3-23 | 26 | 17 | 72 | 14 | 13 | 3 | 6 | 200 |

| | | | | | | | | |
|--------------------|---------|-------|-------|---------|-------|-------|------|-------|
| FG% | 1st Hlf | 10-17 | 58.8% | 2nd Hlf | 10-16 | 62.5% | Game | 60.6% |
| 3-Pt.FG% | 1st Hlf | 5-8 | 62.5% | 2nd Hlf | 2-3 | 66.7% | Game | 63.6% |
| FT % | 1st Hlf | 8-11 | 72.7% | 2nd Hlf | 17-18 | 94.4% | Game | 86.2% |
| deadball rebounds: | 3 | | | | | | | |

| | | | |
|----------|----|----|----|
| Oklahoma | 27 | 31 | 58 |
| Colorado | 23 | 29 | 72 |

Officials: Curtis Shaw, Kelly Self, Kipp Kissinger
 Technicals: B. Griffin, Roby, Silas. Attendance: 5206. Fouled out: none.

BUFFS ROLL OVER SOONERS, 72-58

BOULDER (AP) - Richard Roby and Marcus Hall each scored 19 points helping Colorado snap a six-game slide with a 72-58 win over Oklahoma on Saturday.

The Buffaloes (10-13, 2-7 Big 12) led by as many as 14 points early in the second half and then withstood a late Oklahoma charge, sending the Sooners to their third straight loss.

Colorado hit 20-of-33 from the field (61%) while the Sooners managed 24-of-60 (40%).

"We executed really well today, and we were consistent," said CU head coach Jeff Bzdelik. "I think that we handled their zone well, and had some good looks. We set good screens and executed our back doors. The shot distribution was also good, and that gave us good balance. I saw a lot of improvement out there today."

Hall played all 40 minutes for the sixth time this season. He also had three assists and three steals.

The Sooners (15-8, 3-5) were led in scoring by freshman Blake Griffin with 25 points, two points shy of tying his career high set against Kansas State on Jan. 12. He also had five assists and five rebounds. Tony Crocker added nine points, all on 3-pointers, while Taylor Griffin and David Godbold each added eight points.

Colorado put two defenders on Blake Griffin to try to slow him down, but the play didn't work. Griffin got free anyway, helping the Sooners dominate inside. Oklahoma outscored Colorado 36-18 in the paint. The Buffaloes were outrebounded on the offensive glass 17-3 by the Sooners.

Roby scored 11 of his 19 points in the second half. He has now scored in double figures in 15 straight games. Roby also moved to within 28 points of passing Shaun Vandiver for third place on the Buffaloes' all-time scoring list.

Colorado has now beaten the Sooners three straight times at Coors Events Center. However, Oklahoma still has won 43 of the last 49 meetings, and 22 straight against Colorado in Norman, Okla.

GAME #24, FEB. 16, LAWRENCE, KAN.

AT KANSAS

COLORADO (11-14, 2-8 BIG 12)

| Player | FGs | 3-pt | FT | O-DR | F | TP | A | TO | B | S | Min | |
|----------------|-------|------|-----|------|----|----|----|----|----|---|-----|-----|
| King-Slkn. f | 1-2 | 0-0 | 0-0 | 0-3 | 3 | 2 | 2 | 1 | 0 | 0 | 1 | 23 |
| Hall g | 7-12 | 1-3 | 0-0 | 0-6 | 6 | 3 | 15 | 2 | 3 | 0 | 0 | 39 |
| Higgins g | 3-6 | 1-2 | 2-2 | 1-4 | 5 | 2 | 9 | 3 | 4 | 0 | 1 | 35 |
| Thorne II g | 0-1 | 0-1 | 0-0 | 0-0 | 0 | 1 | 0 | 2 | 1 | 0 | 2 | 21 |
| Roby g | 1-11 | 0-3 | 0-2 | 1-2 | 3 | 4 | 2 | 0 | 2 | 0 | 0 | 26 |
| Silas g | 1-6 | 1-2 | 4-4 | 2-0 | 2 | 1 | 7 | 0 | 1 | 0 | 1 | 18 |
| Coney | 0-1 | 0-1 | 0-0 | 0-0 | 0 | 0 | 0 | 0 | 0 | 0 | 0 | 5 |
| Patterson | 0-2 | 0-2 | 0-0 | 0-2 | 1 | 0 | 0 | 1 | 0 | 0 | 0 | 8 |
| Knutson | 3-4 | 2-2 | 0-0 | 0-1 | 1 | 0 | 8 | 1 | 0 | 0 | 0 | 17 |
| Jackson-Wilson | 1-3 | 0-0 | 0-0 | 0-1 | 1 | 2 | 2 | 0 | 2 | 1 | 0 | 2 |
| Team | 1-0 1 | | | | | | | | | | | |
| Totals | 17-48 | 5-16 | 6-8 | 5-19 | 24 | 16 | 45 | 9 | 15 | 1 | 5 | 200 |

| | | | | | | | | |
|--------------------|---------|------|-------|---------|------|-------|------|-------|
| FG% | 1st Hlf | 9-24 | 37.5% | 2nd Hlf | 8-24 | 33.3% | Game | 35.4% |
| 3-Pt.FG% | 1st Hlf | 2-6 | 33.3% | 2nd Hlf | 3-10 | 30.0% | Game | 31.3% |
| FT % | 1st Hlf | 0-0 | 0.0% | 2nd Hlf | 6-8 | 75.0% | Game | 75.0% |
| deadball rebounds: | 1 | | | | | | | |

KANSAS (24-2, 9-2 BIG 12)

| Player | FGs | 3-pt | FT | O-DR | F | TP | A | TO | B | S | Min | |
|------------|-----|------|-----|------|---|----|----|----|---|---|-----|----|
| Arthur f | 4-9 | 0-0 | 0-0 | 3-3 | 6 | 2 | 8 | 2 | 0 | 0 | 0 | 21 |
| Jackson f | 5-7 | 0-0 | 2-4 | 1-1 | 2 | 12 | 1 | 0 | 0 | 0 | 0 | 23 |
| Robinson g | 1-2 | 1-2 | 1-2 | 2-3 | 5 | 0 | 4 | 5 | 1 | 0 | 1 | 26 |
| Chalmers g | 3-5 | 3-5 | 4-4 | 0-3 | 3 | 3 | 13 | 5 | 2 | 2 | 2 | 30 |
| Rush g | 3-9 | 1-5 | 0-0 | 2-5 | 7 | 1 | 7 | 5 | 3 | 2 | 1 | 27 |
| Teahan g | 0-1 | 0-1 | 0-0 | 0-0 | 0 | 0 | 0 | 1 | 1 | 0 | 0 | 3 |
| Collins | 2-6 | 1-3 | 0-0 | 1-4 | 5 | 1 | 5 | 3 | 3 | 0 | 1 | 23 |
| Stewart | 0-0 | 0-0 | 0-0 | 0-0 | 0 | 0 | 0 | 0 | 1 | 0 | 0 | 3 |
| Case | 0-1 | 0-0 | 0-0 | 0-0 | 0 | 0 | 0 | 0 | 0 | 0 | 0 | 2 |
| Bechard | 0-0 | 0-0 | 0-0 | 0-0 | 0 | 0 | 0 | 0 | 0 | 0 | 0 | 1 |
| Reed | 2-3 | 2-3 | 0-0 | 1-1 | 3 | 6 | 0 | 0 | 0 | 0 | 0 | 8 |
| Buford | 0-0 | 0-0 | 0-0 | 0-0 | 0 | | | | | | | |

2007-08 Colorado Men's Basketball
Colorado Combined Team Statistics (as of Feb 16, 2008)
last five games

| | | | | |
|----------------------------|----------------|--------------|--------------|----------------|
| RECORD: | OVERALL | HOME | AWAY | NEUTRAL |
| ALL GAMES..... | (1-4) | (1-1) | (0-3) | (0-0) |
| CONFERENCE..... | (1-4) | (1-1) | (0-3) | (0-0) |
| NON-CONFERENCE..... | (0-0) | (0-0) | (0-0) | (0-0) |

| ## Player | GP-GS | Min--Avg | ---TOTAL--- | | ---3-PTS--- | | ---FT-FTA | | ---REBOUNDS--- | | PF | FO | A | TO | Blk | Stl | Pts | Avg | | |
|-------------------------|-------|----------|-------------|------|-------------|------|-----------|------|----------------|-----|-----|------|-----|----|-----|-----|-----|-----|-----|------|
| | | | FG-FGA | Pct | 3FG-FGA | Pct | FT-FTA | Pct | Off | Def | | | | | | | | | Tot | Avg |
| 23 Roby, Richard..... | 5-5 | 167 33.4 | 24-49 | .490 | 10-19 | .526 | 20-27 | .741 | 2 | 24 | 26 | 5.2 | 20 | 1 | 6 | 15 | 4 | 4 | 78 | 15.6 |
| 1 Hall, Marcus..... | 5-5 | 197 39.4 | 28-50 | .560 | 9-18 | .500 | 3-8 | .375 | 5 | 16 | 21 | 4.2 | 8 | 0 | 14 | 13 | 0 | 5 | 68 | 13.6 |
| 11 Higgins, Cory..... | 5-5 | 184 36.8 | 13-34 | .382 | 4-12 | .333 | 14-15 | .933 | 4 | 16 | 20 | 4.0 | 15 | 0 | 13 | 10 | 0 | 9 | 44 | 8.8 |
| 13 Silas, Xavier..... | 4-1 | 83 20.8 | 5-18 | .278 | 2-6 | .333 | 12-14 | .857 | 3 | 7 | 10 | 2.5 | 11 | 1 | 2 | 8 | 2 | 1 | 24 | 6.0 |
| 31 Jackson-Wilson, Jerm | 5-0 | 79 15.8 | 10-20 | .500 | 0-0 | .000 | 4-5 | .800 | 4 | 13 | 17 | 3.4 | 16 | 0 | 4 | 7 | 4 | 2 | 24 | 4.8 |
| 12 Thorne II, Dwight.. | 5-4 | 95 19.0 | 4-13 | .308 | 3-8 | .375 | 5-7 | .714 | 1 | 4 | 5 | 1.0 | 6 | 0 | 6 | 4 | 0 | 5 | 16 | 3.2 |
| 24 Knutson, Levi..... | 5-0 | 63 12.6 | 6-19 | .316 | 4-13 | .308 | 0-0 | .000 | 0 | 3 | 3 | 0.6 | 0 | 0 | 3 | 1 | 0 | 0 | 16 | 3.2 |
| 32 King-Stockton, Marcu | 5-5 | 93 18.6 | 3-8 | .375 | 0-0 | .000 | 4-11 | .364 | 3 | 10 | 13 | 2.6 | 18 | 1 | 3 | 3 | 6 | 1 | 10 | 2.0 |
| 14 Coney, Javon..... | 3-0 | 8 2.7 | 0-3 | .000 | 0-3 | .000 | 0-0 | .000 | 0 | 0 | 0 | 0.0 | 0 | 0 | 0 | 0 | 0 | 0 | 0 | 0.0 |
| 44 Beckley, Trent.... | 2-0 | 8 4.0 | 0-0 | .000 | 0-0 | .000 | 0-0 | .000 | 0 | 1 | 1 | 0.5 | 2 | 0 | 0 | 1 | 0 | 0 | 0 | 0.0 |
| 21 Patterson, Caleb... | 3-0 | 22 7.3 | 0-5 | .000 | 0-4 | .000 | 0-0 | .000 | 1 | 2 | 3 | 1.0 | 5 | 0 | 1 | 1 | 0 | 0 | 0 | 0.0 |
| 25 Zehnder, Andrew.... | 1-0 | 1 1.0 | 0-0 | .000 | 0-0 | .000 | 0-0 | .000 | 0 | 0 | 0 | 0.0 | 1 | 0 | 0 | 0 | 0 | 0 | 0 | 0.0 |
| TEAM..... | | | | | | | | | 6 | 2 | 8 | 1.6 | 0 | | 5 | | | | | |
| Total..... | 5 | 1000 | 93-219 | .425 | 32-83 | .386 | 62-87 | .713 | 29 | 98 | 127 | 25.4 | 102 | 3 | 52 | 68 | 16 | 27 | 280 | 56.0 |
| Opponents..... | 5 | 1000 | 112-249 | .450 | 21-78 | .269 | 75-111 | .676 | 62 | 110 | 172 | 34.4 | 92 | - | 70 | 60 | 24 | 27 | 320 | 64.0 |

| TEAM STATISTICS | CU | OPP | DATE | OPPONENT | W/L | SCORE | ATTEND |
|-------------------------|--------|---------|----------|-------------------|-----|-------|--------|
| SCORING..... | 280 | 320 | *1/29/08 | at Iowa State | L | 41-57 | 11954 |
| Points per game..... | 56.0 | 64.0 | *2/2/08 | KANSAS | L | 59-72 | 10347 |
| Scoring margin..... | -8.0 | - | *2/6/08 | at Oklahoma State | L | 63-64 | 13039 |
| FIELD GOALS-ATT..... | 93-219 | 112-249 | *2/9/08 | OKLAHOMA | W | 72-58 | 5206 |
| Field goal pct..... | .425 | .450 | *2/16/08 | at Kansas | L | 45-69 | 16300 |
| 3 POINT FG-ATT..... | 32-83 | 21-78 | | | | | |
| 3-point FG pct..... | .386 | .269 | | | | | |
| 3-pt FG made per game.. | 6.4 | 4.2 | | | | | |
| FREE THROWS-ATT..... | 62-87 | 75-111 | | | | | |
| Free throw pct..... | .713 | .676 | | | | | |
| REBOUNDS..... | 127 | 172 | | | | | |
| Rebounds per game..... | 25.4 | 34.4 | | | | | |
| Rebounding margin..... | -9.0 | - | | | | | |
| ASSISTS..... | 52 | 70 | | | | | |
| Assists per game..... | 10.4 | 14.0 | | | | | |
| TURNOVERS..... | 68 | 60 | | | | | |
| Turnovers per game.... | 13.6 | 12.0 | | | | | |
| Turnover margin..... | -1.6 | - | | | | | |
| Assist/turnover ratio.. | 0.8 | 1.2 | | | | | |
| STEALS..... | 27 | 27 | | | | | |
| Steals per game..... | 5.4 | 5.4 | | | | | |
| BLOCKS..... | 16 | 24 | | | | | |
| Blocks per game..... | 3.2 | 4.8 | | | | | |
| WINNING STREAK..... | 0 | - | | | | | |
| Home win streak..... | 1 | - | | | | | |
| ATTENDANCE..... | 15553 | 41293 | | | | | |
| Home games-Avg/Game... | 2-7776 | 3-13764 | | | | | |
| Neutral site-Avg/Game.. | - | 0-0 | | | | | |

*-Big 12 Conference
^ -America's Youth Classic (Madison, Wis.)

| SCORE BY PERIODS: | 1st | 2nd | Total |
|-------------------|-----|-----|-------|
| Colorado..... | 121 | 159 | 280 |
| Opponents..... | 129 | 191 | 320 |

2007-08 Colorado Men's Basketball
 Colorado Combined Team Statistics (as of Feb 16, 2008)
 Conference games

| | | | | |
|----------------------------|----------------|--------------|--------------|----------------|
| RECORD: | OVERALL | HOME | AWAY | NEUTRAL |
| ALL GAMES..... | (2-8) | (2-3) | (0-5) | (0-0) |
| CONFERENCE..... | (2-8) | (2-3) | (0-5) | (0-0) |
| NON-CONFERENCE..... | (0-0) | (0-0) | (0-0) | (0-0) |

| ## Player | GP-GS | Min--Avg | ---TOTAL--- | | ---3-PTS--- | | ---FT-FTA | | ---REBOUNDS--- | | | | PF | FO | A | TO | Blk | Stl | Pts | Avg |
|------------------------|-------|----------|-------------|------|-------------|------|-----------|-------|----------------|-----|-----|------|-----|----|-----|-----|-----|-----|-----|------|
| | | | FG-FGA | Pct | 3FG-FGA | Pct | FT | Pct | Off | Def | Tot | Avg | | | | | | | | |
| 23 Roby, Richard..... | 10-10 | 342 34.2 | 53-107 | .495 | 15-33 | .455 | 41-57 | .719 | 14 | 52 | 66 | 6.6 | 33 | 1 | 16 | 30 | 12 | 6 | 162 | 16.2 |
| 01 Hall, Marcus..... | 10-10 | 381 38.1 | 55-98 | .561 | 16-37 | .432 | 5-14 | .357 | 8 | 27 | 35 | 3.5 | 21 | 1 | 33 | 23 | 0 | 13 | 131 | 13.1 |
| 11 Higgins, Cory..... | 10-10 | 361 36.1 | 30-67 | .448 | 12-28 | .429 | 25-31 | .806 | 11 | 37 | 48 | 4.8 | 24 | 0 | 24 | 20 | 1 | 15 | 97 | 9.7 |
| 13 Silas, Xavier..... | 9-6 | 248 27.6 | 22-69 | .319 | 4-20 | .200 | 27-34 | .794 | 7 | 25 | 32 | 3.6 | 22 | 1 | 12 | 20 | 4 | 5 | 75 | 8.3 |
| 31 Jackson-Wilson,Jerm | 10-0 | 147 14.7 | 17-33 | .515 | 0-0 | .000 | 9-15 | .600 | 12 | 17 | 29 | 2.9 | 28 | 0 | 7 | 15 | 6 | 2 | 43 | 4.3 |
| 24 Knutson, Levi..... | 10-0 | 128 12.8 | 9-33 | .273 | 6-23 | .261 | 4-4 | 1.000 | 1 | 7 | 8 | 0.8 | 3 | 0 | 8 | 4 | 0 | 0 | 28 | 2.8 |
| 32 King-Stockton,Marcu | 10-10 | 202 20.2 | 9-17 | .529 | 0-0 | .000 | 9-24 | .375 | 12 | 19 | 31 | 3.1 | 37 | 2 | 6 | 9 | 15 | 5 | 27 | 2.7 |
| 12 Thorne II, Dwight.. | 10-4 | 143 14.3 | 6-23 | .261 | 5-13 | .385 | 7-9 | .778 | 3 | 6 | 9 | 0.9 | 10 | 0 | 10 | 5 | 1 | 5 | 24 | 2.4 |
| 44 Beckley, Trent..... | 4-0 | 14 3.5 | 0-0 | .000 | 0-0 | .000 | 2-2 | 1.000 | 0 | 2 | 2 | 0.5 | 4 | 0 | 0 | 1 | 0 | 0 | 2 | 0.5 |
| 21 Patterson, Caleb... | 4-0 | 25 6.3 | 0-5 | .000 | 0-4 | .000 | 0-0 | .000 | 1 | 2 | 3 | 0.8 | 7 | 0 | 1 | 2 | 0 | 0 | 0 | 0.0 |
| 14 Coney, Javon..... | 3-0 | 8 2.7 | 0-3 | .000 | 0-3 | .000 | 0-0 | .000 | 0 | 0 | 0 | 0.0 | 0 | 0 | 0 | 0 | 0 | 0 | 0 | 0.0 |
| 25 Zehnder, Andrew.... | 1-0 | 1 1.0 | 0-0 | .000 | 0-0 | .000 | 0-0 | .000 | 0 | 0 | 0 | 0.0 | 1 | 0 | 0 | 0 | 0 | 0 | 0 | 0.0 |
| TEAM..... | | | | | | | | | 7 | 7 | 14 | 1.4 | 0 | | 5 | | | | | |
| Total..... | 10 | 2000 | 201-455 | .442 | 58-161 | .360 | 129-190 | .679 | 76 | 201 | 277 | 27.7 | 190 | 5 | 117 | 134 | 39 | 51 | 589 | 58.9 |
| Opponents..... | 10 | 2000 | 235-526 | .447 | 54-169 | .320 | 140-201 | .697 | 125 | 211 | 336 | 33.6 | 188 | - | 138 | 107 | 39 | 60 | 664 | 66.4 |

| TEAM STATISTICS | CU | OPP | DATE | OPPONENT | W/L | SCORE | ATTEND |
|-------------------------|---------|---------|----------|-------------------|-----|-------|--------|
| SCORING..... | 589 | 664 | *1/12/08 | at Texas A&M | L | 69-86 | 12634 |
| Points per game..... | 58.9 | 66.4 | *1/15/08 | NEBRASKA | W | 55-51 | 5773 |
| Scoring margin..... | -7.5 | - | *1/19/08 | at Texas | L | 67-69 | 16755 |
| FIELD GOALS-ATT..... | 201-455 | 235-526 | *1/23/08 | KANSAS STATE | L | 56-72 | 6992 |
| Field goal pct..... | .442 | .447 | *1/26/08 | MISSOURI | L | 62-66 | 5257 |
| 3 POINT FG-ATT..... | 58-161 | 54-169 | *1/29/08 | at Iowa State | L | 41-57 | 11954 |
| 3-point FG pct..... | .360 | .320 | *2/2/08 | KANSAS | L | 59-72 | 10347 |
| 3-pt FG made per game.. | 5.8 | 5.4 | *2/6/08 | at Oklahoma State | L | 63-64 | 13039 |
| FREE THROWS-ATT..... | 129-190 | 140-201 | *2/9/08 | OKLAHOMA | W | 72-58 | 5206 |
| Free throw pct..... | .679 | .697 | *2/16/08 | at Kansas | L | 45-69 | 16300 |
| REBOUNDS..... | 277 | 336 | | | | | |
| Rebounds per game..... | 27.7 | 33.6 | | | | | |
| Rebounding margin..... | -5.9 | - | | | | | |
| ASSISTS..... | 117 | 138 | | | | | |
| Assists per game..... | 11.7 | 13.8 | | | | | |
| TURNOVERS..... | 134 | 107 | | | | | |
| Turnovers per game..... | 13.4 | 10.7 | | | | | |
| Turnover margin..... | -2.7 | - | | | | | |
| Assist/turnover ratio.. | 0.9 | 1.3 | | | | | |
| STEALS..... | 51 | 60 | | | | | |
| Steals per game..... | 5.1 | 6.0 | | | | | |
| BLOCKS..... | 39 | 39 | | | | | |
| Blocks per game..... | 3.9 | 3.9 | | | | | |
| WINNING STREAK..... | 0 | - | | | | | |
| Home win streak..... | 1 | - | | | | | |
| ATTENDANCE..... | 33575 | 70682 | | | | | |
| Home games-Avg/Game.... | 5-6715 | 5-14136 | | | | | |
| Neutral site-Avg/Game.. | - | 0-0 | | | | | |

*-Big 12 Conference
 ^-America's Youth Classic (Madison, Wis.)

| SCORE BY PERIODS: | 1st | 2nd | Total |
|-------------------|-----|-----|-------|
| Colorado..... | 270 | 319 | 589 |
| Opponents..... | 279 | 385 | 664 |

2007-08 Colorado Men's Basketball
 Colorado Combined Team Statistics (as of Feb 16, 2008)
 All games

| | | | | |
|----------------------------|----------------|--------------|--------------|----------------|
| RECORD: | OVERALL | HOME | AWAY | NEUTRAL |
| ALL GAMES..... | (10-14) | (5-7) | (3-7) | (2-0) |
| CONFERENCE..... | (2-8) | (2-3) | (0-5) | (0-0) |
| NON-CONFERENCE..... | (8-6) | (3-4) | (3-2) | (2-0) |

| ## Player | GP-GS | Min--Avg | ---TOTAL--- | | ---3-PTS--- | | FT-FTA | Pct | ---REBOUNDS--- | | | | PF | FO | A | TO | Blk | Stl | Pts | Avg |
|-------------------------|-------|----------|-------------|------|-------------|-------|--------|-------|----------------|-----|-----|-----|----|----|----|----|-----|-----|-----|------|
| | | | FG-FGA | Pct | 3FG-FGA | Pct | | | Off | Def | Tot | Avg | | | | | | | | |
| 23 Roby, Richard..... | 24-24 | 805 33.5 | 136-278 | .489 | 35-86 | .407 | 88-114 | .772 | 45 | 106 | 151 | 6.3 | 79 | 2 | 51 | 72 | 23 | 23 | 395 | 16.5 |
| 01 Hall, Marcus..... | 24-24 | 886 36.9 | 116-245 | .473 | 40-102 | .392 | 39-56 | .696 | 23 | 73 | 96 | 4.0 | 48 | 2 | 89 | 56 | 2 | 44 | 311 | 13.0 |
| 13 Silas, Xavier..... | 22-19 | 652 29.6 | 67-173 | .387 | 20-62 | .323 | 60-88 | .682 | 21 | 48 | 69 | 3.1 | 50 | 2 | 35 | 45 | 5 | 18 | 214 | 9.7 |
| 11 Higgins, Cory..... | 24-24 | 786 32.8 | 71-154 | .461 | 22-60 | .367 | 38-52 | .731 | 15 | 84 | 99 | 4.1 | 50 | 0 | 57 | 47 | 9 | 32 | 202 | 8.4 |
| 24 Knutson, Levi..... | 24-1 | 406 16.9 | 39-90 | .433 | 22-60 | .367 | 16-20 | .800 | 2 | 28 | 30 | 1.3 | 17 | 0 | 26 | 19 | 1 | 3 | 116 | 4.8 |
| 31 Jackson-Wilson, Jerm | 24-13 | 435 18.1 | 45-96 | .469 | 0-2 | .000 | 15-30 | .500 | 37 | 61 | 98 | 4.1 | 65 | 0 | 22 | 34 | 23 | 12 | 105 | 4.4 |
| 12 Thorne II, Dwight.. | 21-4 | 311 14.8 | 22-55 | .400 | 7-26 | .269 | 16-18 | .889 | 8 | 20 | 28 | 1.3 | 20 | 0 | 22 | 17 | 2 | 9 | 67 | 3.2 |
| 32 King-Stockton, Marcu | 22-10 | 355 16.1 | 19-39 | .487 | 0-2 | .000 | 15-37 | .405 | 27 | 43 | 70 | 3.2 | 60 | 2 | 14 | 18 | 28 | 8 | 53 | 2.4 |
| 21 Patterson, Caleb... | 13-1 | 112 8.6 | 6-28 | .214 | 1-12 | .083 | 5-6 | .833 | 3 | 16 | 19 | 1.5 | 14 | 0 | 3 | 9 | 6 | 2 | 18 | 1.4 |
| 25 Zehnder, Andrew.... | 4-0 | 11 2.8 | 2-3 | .667 | 1-1 | 1.000 | 0-0 | .000 | 0 | 0 | 0 | 0.0 | 3 | 0 | 0 | 0 | 0 | 0 | 5 | 1.3 |
| 44 Beckley, Trent..... | 6-0 | 19 3.2 | 0-0 | .000 | 0-0 | .000 | 2-2 | 1.000 | 0 | 2 | 2 | 0.3 | 5 | 0 | 0 | 2 | 1 | 0 | 2 | 0.3 |
| 14 Coney, Javon..... | 7-0 | 22 3.1 | 1-5 | .200 | 0-4 | .000 | 0-0 | .000 | 0 | 1 | 1 | 0.1 | 0 | 0 | 0 | 0 | 0 | 0 | 2 | 0.3 |
| TEAM..... | | | | | | | | | 19 | 19 | 38 | 1.6 | 0 | | 8 | | | | | |

| | | | | | | | | | | | | | | | | | | | | |
|----------------|----|------|----------|------|---------|------|---------|------|-----|-----|-----|------|-----|---|-----|-----|-----|-----|------|------|
| Total..... | 24 | 4800 | 524-1166 | .449 | 148-417 | .355 | 294-423 | .695 | 200 | 501 | 701 | 29.2 | 411 | 8 | 319 | 327 | 100 | 151 | 1490 | 62.1 |
| Opponents..... | 24 | 4800 | 539-1232 | .438 | 146-415 | .352 | 283-414 | .684 | 254 | 517 | 771 | 32.1 | 428 | - | 313 | 321 | 73 | 130 | 1507 | 62.8 |

| TEAM STATISTICS | CU | OPP | DATE | OPPONENT | W/L | SCORE | ATTEND |
|-------------------------|----------|----------|-----------|--------------------|-----|-------|--------|
| SCORING..... | 1490 | 1507 | 11/9/07 | NEW MEXICO | L | 47-54 | 8372 |
| Points per game..... | 62.1 | 62.8 | ^11/15/07 | vs Florida A&M | W | 83-59 | 17190 |
| Scoring margin..... | -0.7 | - | ^11/16/07 | vs Savannah State | W | 58-43 | 17190 |
| FIELD GOALS-ATT..... | 524-1166 | 539-1232 | ^11/17/07 | at Wisconsin | L | 52-78 | 17190 |
| Field goal pct..... | .449 | .438 | 11/20/07 | COLORADO CHRISTIAN | W | 78-58 | 2491 |
| 3 POINT FG-ATT..... | 148-417 | 146-415 | 11/27/07 | at Denver | W | 54-44 | 5035 |
| 3-point FG pct..... | .355 | .352 | 11/29/07 | at Air Force | W | 60-50 | 5606 |
| 3-pt FG made per game.. | 6.2 | 6.1 | 12/2/07 | STANFORD | L | 43-67 | 6175 |
| FREE THROWS-ATT..... | 294-423 | 283-414 | 12/8/07 | at Wyoming | L | 64-73 | 5572 |
| Free throw pct..... | .695 | .684 | 12/12/07 | NEW ORLEANS | L | 65-67 | 2972 |
| REBOUNDS..... | 701 | 771 | 12/22/07 | at Colorado State | W | 73-70 | 5377 |
| Rebounds per game..... | 29.2 | 32.1 | 12/29/07 | GRAMBLING STATE | W | 93-47 | 2634 |
| Rebounding margin..... | -2.9 | - | 1/4/08 | SMU | W | 63-52 | 4286 |
| ASSISTS..... | 319 | 313 | 1/7/08 | TULSA | L | 68-81 | 2031 |
| Assists per game..... | 13.3 | 13.0 | *1/12/08 | at Texas A&M | L | 69-86 | 12634 |
| TURNOVERS..... | 327 | 321 | *1/15/08 | NEBRASKA | W | 55-51 | 5773 |
| Turnovers per game..... | 13.6 | 13.4 | *1/19/08 | at Texas | L | 67-69 | 16755 |
| Turnover margin..... | -0.2 | - | *1/23/08 | KANSAS STATE | L | 56-72 | 6992 |
| Assist/turnover ratio.. | 1.0 | 1.0 | *1/26/08 | MISSOURI | L | 62-66 | 5257 |
| STEALS..... | 151 | 130 | *1/29/08 | at Iowa State | L | 41-57 | 11954 |
| Steals per game..... | 6.3 | 5.4 | *2/2/08 | KANSAS | L | 59-72 | 10347 |
| BLOCKS..... | 100 | 73 | *2/6/08 | at Oklahoma State | L | 63-64 | 13039 |
| Blocks per game..... | 4.2 | 3.0 | *2/9/08 | OKLAHOMA | W | 72-58 | 5206 |
| WINNING STREAK..... | 0 | - | *2/16/08 | at Kansas | L | 45-69 | 16300 |
| Home win streak..... | 1 | - | | | | | |
| ATTENDANCE..... | 62536 | 143842 | | | | | |
| Home games-Avg/Game... | 12-5211 | 10-10946 | | | | | |
| Neutral site-Avg/Game.. | - | 2-17190 | | | | | |

| SCORE BY PERIODS: | 1st | 2nd | Total |
|-------------------|-----|-----|--------|
| Colorado..... | 700 | 790 | - 1490 |
| Opponents..... | 674 | 833 | - 1507 |

*-Big 12 Conference
 ^-America's Youth Classic (Madison, Wis.)